


《中文笔顺》

来自 朗朗中文-快乐识字卡
www.yes-chinese.com



姓名: _____

边写边读笔划名称和字音





3 sān

1 2 3



4 sì

1 2 3 4 5



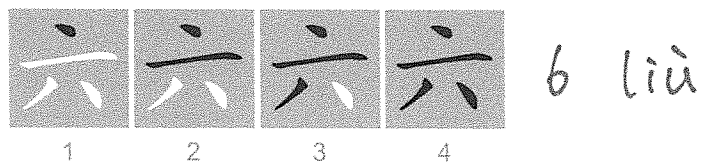


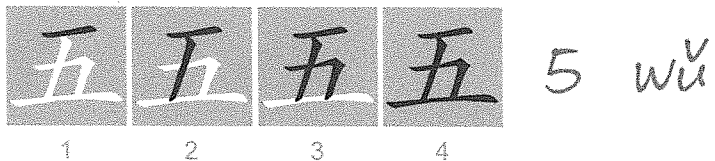


《中文笔笔顺》

来自 朗朗中文-快乐识字卡
www.yes-chinese.com

姓名: _____

边写边读笔划名称和字音



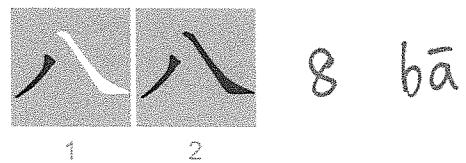

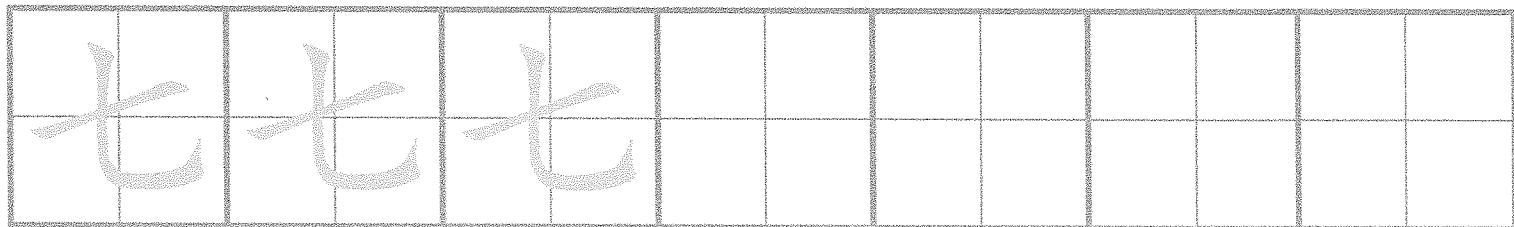
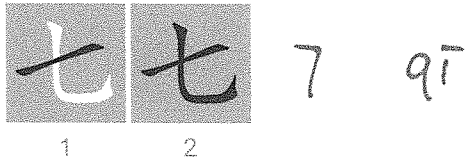


《中文笔笔顺》

来自 朗朗中文-快乐识字卡
www.yes-chinese.com

姓名: _____

边写边读笔划名称和字音



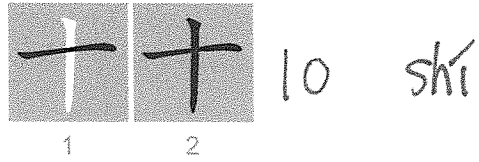





《中文笔笔顺》

来自 朗朗中文-快乐识字卡
www.yes-chinese.com

姓名: _____

边写边读笔划名称和字音






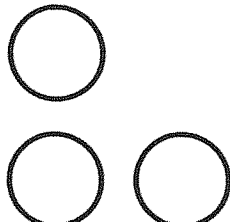
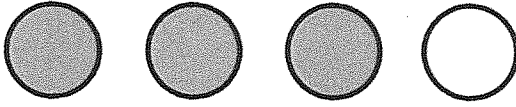
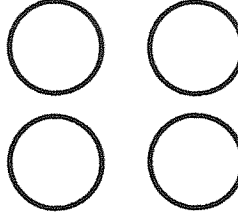

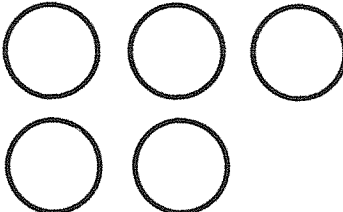
☆ — Must Do

○ — optional

Name _____

Date _____

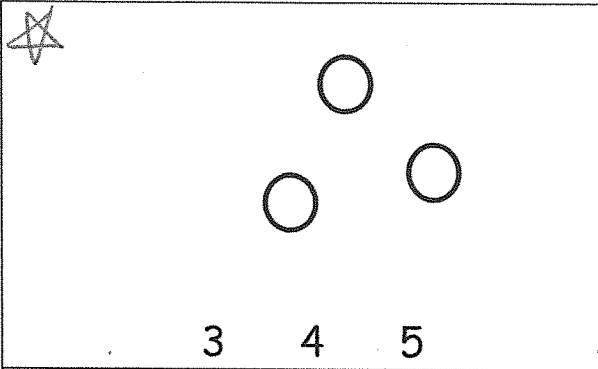
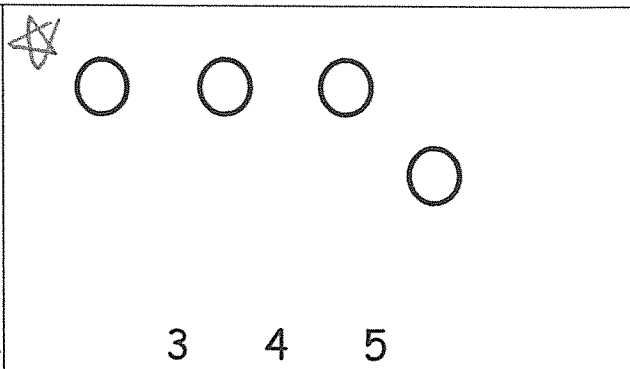
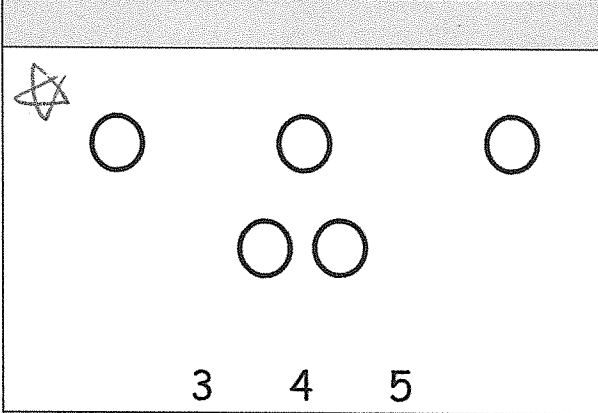
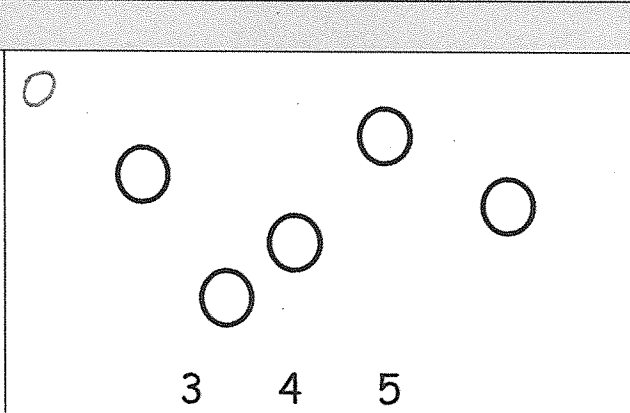
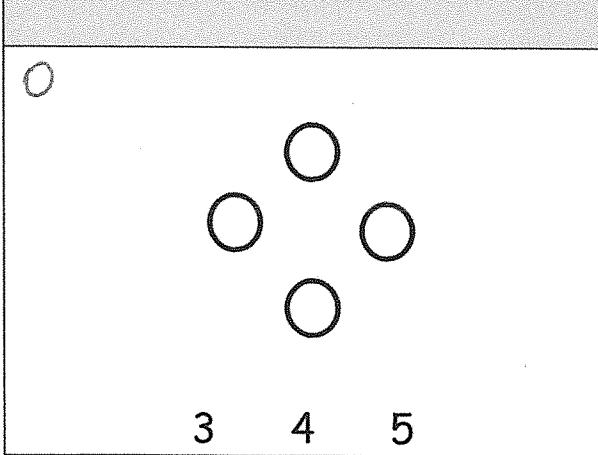
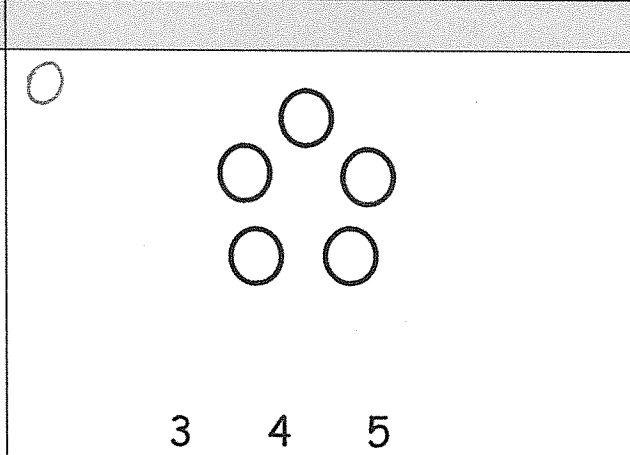
Count the circles, and box the correct number. Color in the same number of circles on the right as the shaded ones on the left to show hidden partners.

☆	 3 4 5	
○	 3 4 5	
☆	 3 4 5	
○	 3 4 5	

Name _____

Date _____

Count how many. Draw a box around that number. Then, color 3 of the circles in each group.

 <p>3 4 5</p>	 <p>3 4 5</p>
 <p>3 4 5</p>	 <p>3 4 5</p>
 <p>3 4 5</p>	 <p>3 4 5</p>

Talk to an adult at home about the hidden partners you found.



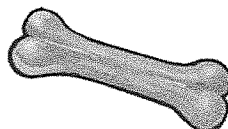
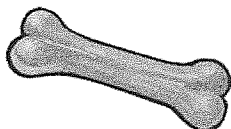
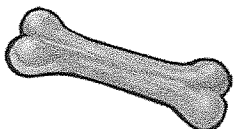
☆ - Must Do

O - Optional

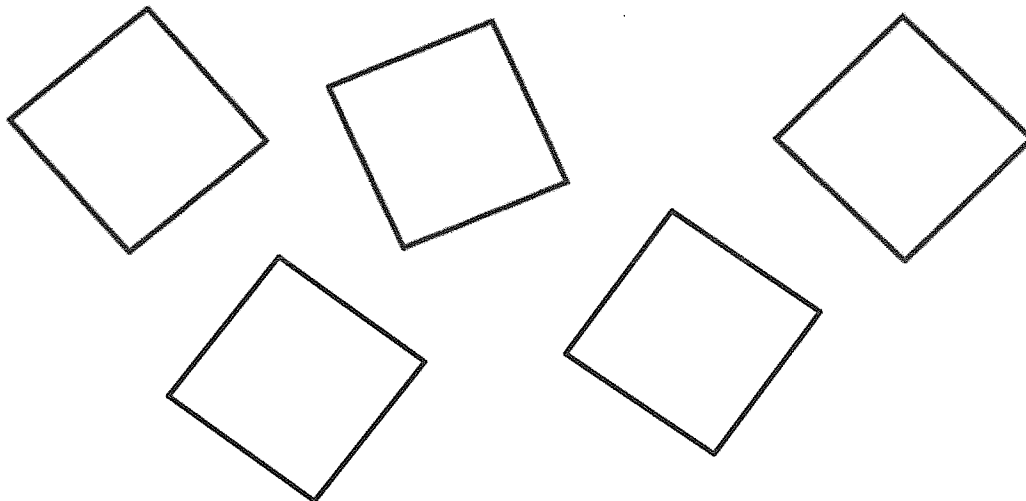
Name _____

Date _____

☆ Feed the puppies! Here are 3 bones. Draw lines to connect each bone with a puppy so that one puppy gets 2 bones, and the other puppy gets 1 bone.



☆ Color the shapes to show $1 + 4$. Use your 2 favorite colors.


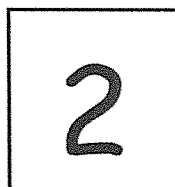
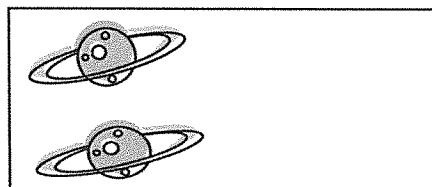


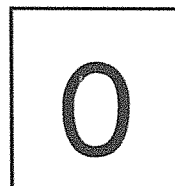
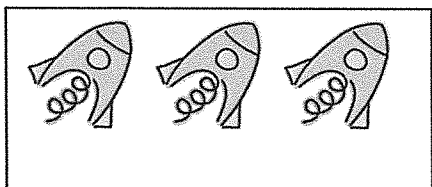


How many shapes are there? Circle the number. 1 2 3 4 5

Name _____

Date _____

★ How many? Draw a line between each picture and its number.



★ Write the numbers in the blanks.

____, 1, 2, 3

0, _____, 2, 3