




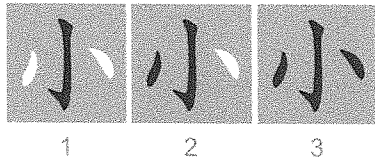




# 《中文笔笔顺》

来自 朗朗中文-快乐识字卡  
www.yes-chinese.com


姓名: \_\_\_\_\_


边写边读笔划名称和字音




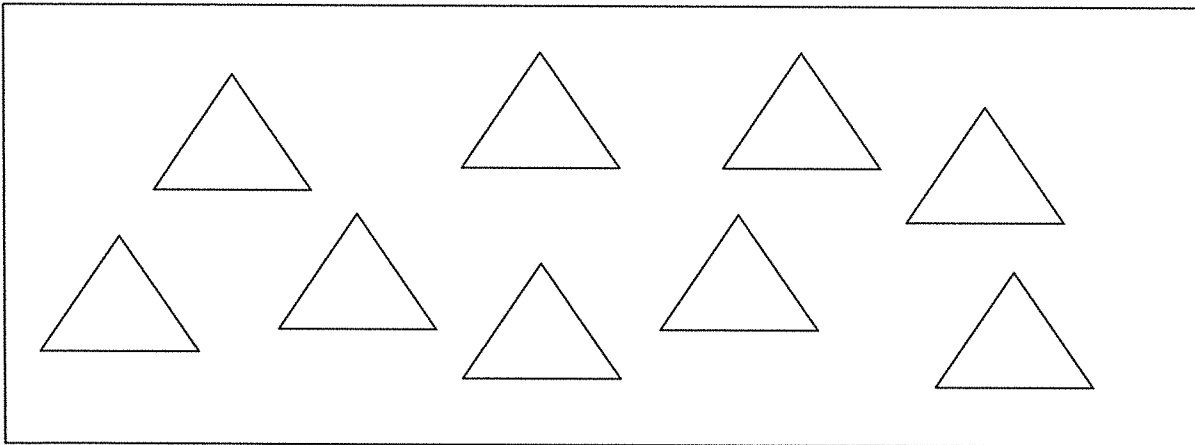
Name \_\_\_\_\_

Date \_\_\_\_\_

 Draw 8 beads around the circle.



 Color 8. Draw a line to show your counting path.



Count how many. Write the number in the box.

☆

0

0


☆


0


 - Must Do       - Optional

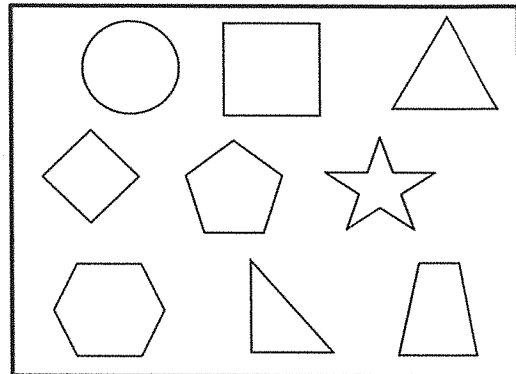
Name \_\_\_\_\_


Date \_\_\_\_\_


 Color 9 shapes.




 Color 9 shapes.



 Draw 9 shapes.



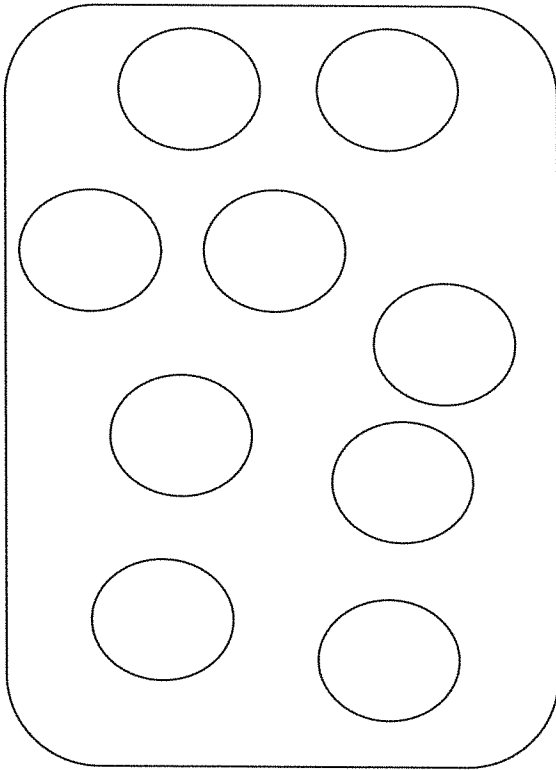
 Draw 9 shapes a different way.



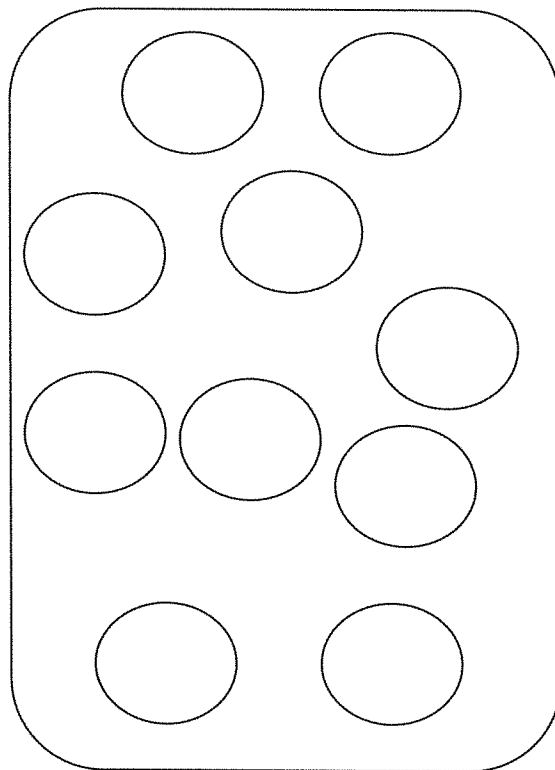
姓名: \_\_\_\_\_  
Name \_\_\_\_\_

日期: \_\_\_\_\_  
Date \_\_\_\_\_

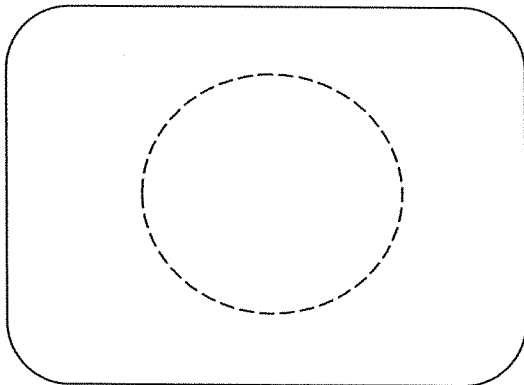
★ 在○里标上1-9。  
Number the circles from 1 to 9.




○ 给9个○涂色  
Color 9 circles.



★ 在项链上画9颗珠子。  
Draw 9 beads on the bracelet.




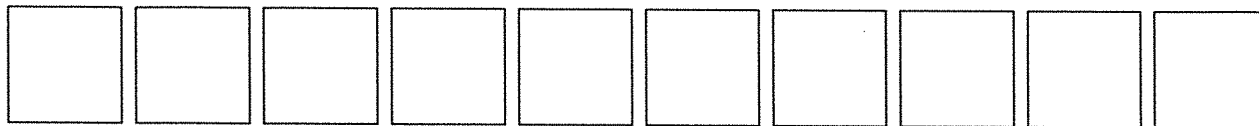
★ 数一数, 在□中填上数字。  
Count. Write the number in the box.





Name \_\_\_\_\_


Date \_\_\_\_\_


 Color 9 squares. Color 1 more square a different color.





 Color 9 squares. Color 1 more square a different color.



 Color 5 squares. Color 5 more squares a different color.



 Draw 10 circles in a line. Color 5 circles red. Color 5 circles blue.

 Draw 5 circles under the row of circles. Color 5 circles red. Color 5 circles blue.




姓名: \_\_\_\_\_  
Name \_\_\_\_\_

日期: \_\_\_\_\_  
Date \_\_\_\_\_

★ 第一行画5个△, 第二行画5个△。  
Draw 5 triangles in a row. Draw another 5 triangles in a row under them.  
How many triangles did you draw? 一共有几个△?

Write the number in the box. 写在口中。

★ Write how many in the box. 在口中填入一个有几个太阳?




○ Write how many in the box. 在口中填入一共有几个箭头。

