


Name \_\_\_\_\_  
姓名 \_\_\_\_\_

Homework Due 9/6



shù zì

# 数字 Numbers 1-10

Directions: Read the numbers. Trace and copy it.

一	一	一	一	一
二	二	二	二	二
三	三	三	三	三
四	四	四	四	四
五	五	五	五	五


六	六	六	六	六
七	七	七	七	七
八	八	八	八	八
九	九	九	九	九
十	十	十	十	十



Name \_\_\_\_\_

shù zì  
数字

# I Can Write Without Looking




Read it.	Trace it.	Write it.	Write it again!	Write it without looking!
yī 一	一			
èr 二	二			
sān 三	三			
sì 四	四			
wǔ 五	五			

Fold and write without looking!

Name \_\_\_\_\_

shù zì  
数字



# I Can Write Without Looking

Read it.	Trace it.	Write it.	Write it again!	Write it without looking!
liù 六				
qī 七				
bā 八				
jiǔ 九				
shí 十				

Fold and write without looking!

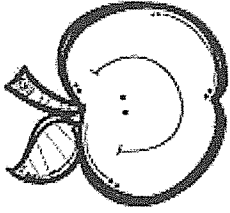
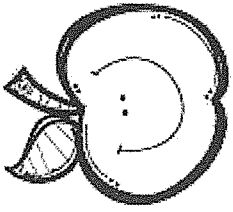
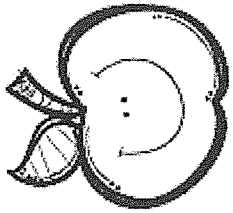
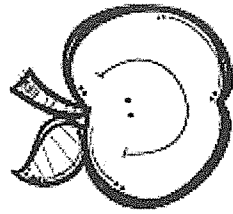
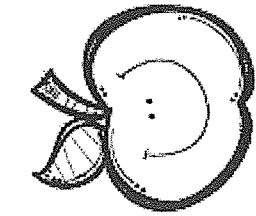

Name \_\_\_\_\_

姓名:

shù píng guǒ

# Counting Apples 数苹果

Directions: Count the apples from 1-10. Cut and paste the correct character under each apple when counting.



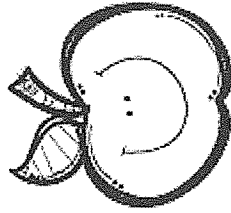
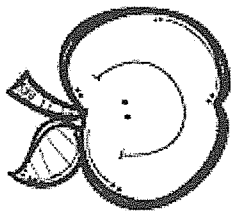
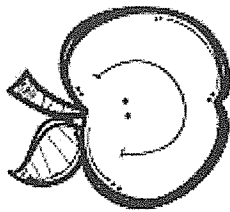
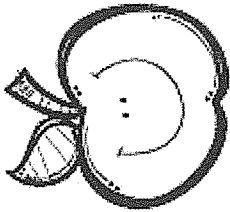
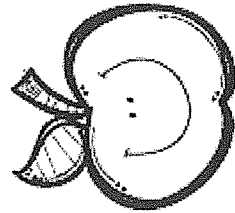
--

--

--

--

--



--

--

--

--

--



一	二
三	四
五	六
七	八
九	十




姓名: \_\_\_\_\_

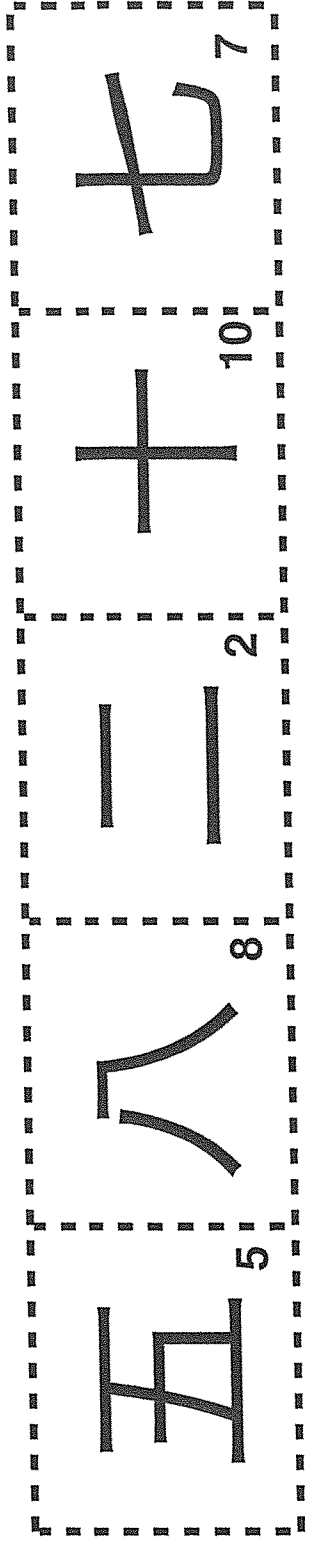
# Chinese Numbers from 1-10



Directions: Cut out the characters at the bottom of the page. Glue them where they belong. Use the number clues to help you.

一 1	三 3	四 4	
六 6		九 9	

Teacher Tam 2014 










★ - Must Do

O - Optional

Name \_\_\_\_\_

Date \_\_\_\_\_


★ Circle the things that belong to one group, and underline the things that belong to the other group. Tell an adult why the items in each group belong together.



Name \_\_\_\_\_

Date \_\_\_\_\_

☆ Cut and glue where each belongs. Write how many. (see the next page)






Library




Number: \_\_\_\_\_

School



Number: \_\_\_\_\_

Grocery Store












Number: \_\_\_\_\_

★ — Must Do      ○ — Optional

Name \_\_\_\_\_

Date \_\_\_\_\_

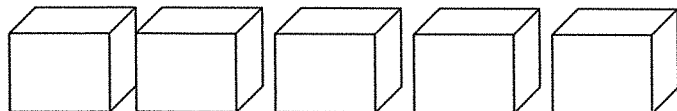
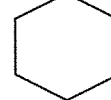
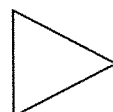
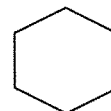
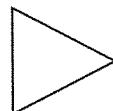
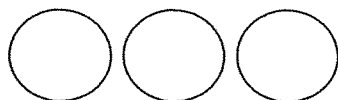
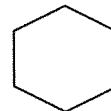
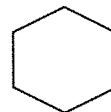
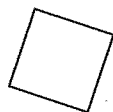
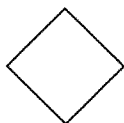





★ Draw lines to put the treasures in the boxes.



Name \_\_\_\_\_


Date \_\_\_\_\_








★ Color each numeral card as directed. Count the objects in each group. Then, color the group of objects the same color as the numeral card that it matches.



Name \_\_\_\_\_

Date \_\_\_\_\_

 Count. Circle the number that tells how many.

	<p>4                      5</p>
	<p>4                      5</p>
	<p>4                      5</p>
	<p>4                      5</p>
	<p>4                      5</p>
	<p>4                      5</p>
	<p>4                      5</p>