

# 《中文笔笔顺》

来自 朗朗中文-快乐识字卡  
www.yes-chinese.com

## Homework Due 12/20

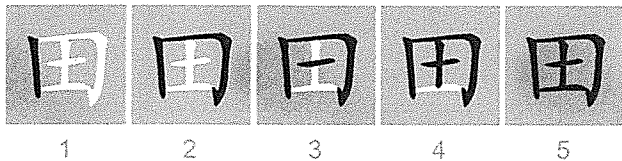
① Complete Packet

姓名: \_\_\_\_\_






② Reading Book (unit 1~6)

③ MobyMax Math and Chinese Reader (20 min each)

边写边读笔划名称和字音



tián field



# 《中文笔笔顺》






来自 朗朗中文-快乐识字卡  
www.yes-chinese.com

姓名: \_\_\_\_\_

边写边读笔划名称和字音



li strength / power

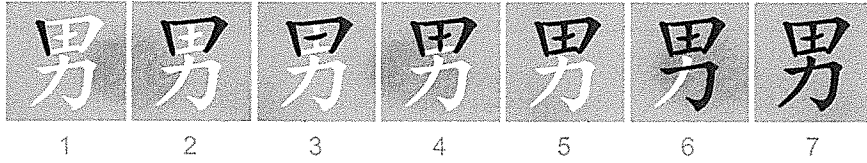


# 《中文笔笔顺》

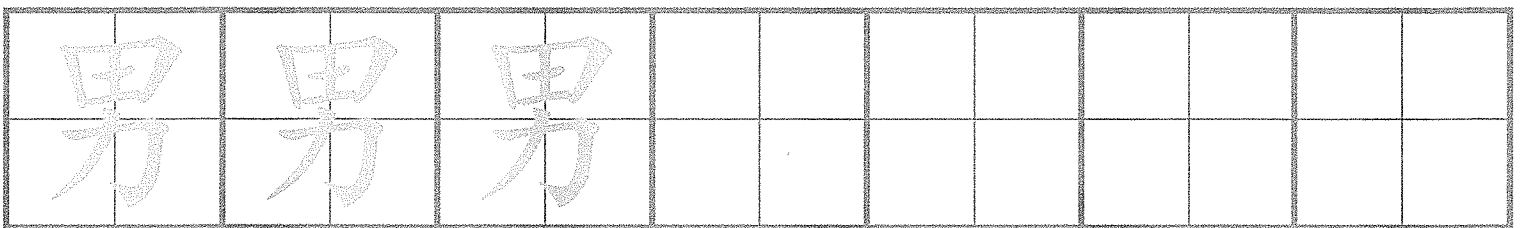




来自 朗朗中文-快乐识字卡  
www.yes-chinese.com

姓名: \_\_\_\_\_

边写边读笔划名称和字音



nán      man/male



# 《中文笔顺》

来自 朗朗中文-快乐识字卡  
www.yes-chinese.com






姓名: \_\_\_\_\_

边写边读笔划名称和字音



nǚ

woman/female



# 《中文笔笔顺》

来自 朗朗中文-快乐识字卡  
www.yes-chinese.com





姓名: \_\_\_\_\_

边写边读笔划名称和字音



yǔ rain

1 2 3 4 5 6 7 8






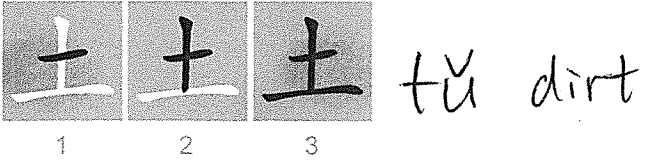



# 《中文笔笔顺》

来自 朗朗中文-快乐识字卡  
www.yes-chinese.com

姓名: \_\_\_\_\_


边写边读笔划名称和字音





 - Must do       - Optional


Name \_\_\_\_\_


Date \_\_\_\_\_


 Count the set of objects, and write how many in the box.

 Draw a set of circles that has 1 less, and write how many in the box. As you work, use your math words *less than*.

|  |  |
|--|--|
|  <div style="float: right; border: 2px solid black; border-radius: 15px; width: 60px; height: 60px; margin-top: 10px;"></div> | <div style="border: 2px solid black; border-radius: 15px; width: 60px; height: 60px; margin-top: 10px;"></div> |
|--|--|

|   |  |
|---|--|
|  <div style="float: right; border: 2px solid black; border-radius: 15px; width: 60px; height: 60px; margin-top: 10px;"></div> | <div style="border: 2px solid black; border-radius: 15px; width: 60px; height: 60px; margin-top: 10px;"></div> |
|---|--|



|  |  |
|--|--|
|  <div style="float: right; border: 2px solid black; border-radius: 15px; width: 60px; height: 60px; margin-top: 10px;"></div> | <div style="border: 2px solid black; border-radius: 15px; width: 60px; height: 60px; margin-top: 10px;"></div> |
|--|--|

|  |  |
|--|--|
|  <div style="float: right; border: 2px solid black; border-radius: 15px; width: 60px; height: 60px; margin-top: 10px;"></div> | <div style="border: 2px solid black; border-radius: 15px; width: 60px; height: 60px; margin-top: 10px;"></div> |
|--|--|



Name \_\_\_\_\_

Date \_\_\_\_\_



☆ Count the objects in each line. Write how many in the box. Then, fill in the blanks below.

|  |                      |
|--|----------------------|
|  | <input type="text"/> |
|  | <input type="text"/> |

\_\_\_\_\_ is more than \_\_\_\_\_.

|  |                      |
|--|----------------------|
|   | <input type="text"/> |
|  | <input type="text"/> |

\_\_\_\_\_ is more than \_\_\_\_\_.

|  |                      |
|--|----------------------|
|  | <input type="text"/> |
|  | <input type="text"/> |

\_\_\_\_\_ is more than \_\_\_\_\_.



Name \_\_\_\_\_

Date \_\_\_\_\_

★ Count the objects in each line. Write how many in the box. Then, fill in the blanks below.



\_\_\_\_\_ is less than \_\_\_\_\_.

\_\_\_\_\_ is less than \_\_\_\_\_.

\_\_\_\_\_ is less than \_\_\_\_\_.

Name \_\_\_\_\_


Date \_\_\_\_\_

|  |  |
|--|--|
| <p><del>✱</del> Draw a tower with more cubes.</p> <p>_____ is more than _____.</p> <div style="text-align: center; margin-top: 20px;">  </div> | <p><del>✱</del> Draw a tower with fewer cubes.</p> <p>_____ is more than _____.</p> <p>_____ is less than _____.</p> <div style="text-align: center; margin-top: 20px;">  </div> |
|--|--|

~~✱~~ Draw a train with more cubes.

\_\_\_\_\_ is more than \_\_\_\_\_.


\_\_\_\_\_ is less than \_\_\_\_\_.



- On the back, draw a tower. Draw another tower that has more cubes.
- \_\_\_\_\_ is more than \_\_\_\_\_. \_\_\_\_\_ is less than \_\_\_\_\_.

Name \_\_\_\_\_

Date \_\_\_\_\_

 Visualize the number in Set A and Set B. Write the number in the sentences.



Set A



Set B

\_\_\_\_\_ is more than \_\_\_\_\_.

\_\_\_\_\_ is less than \_\_\_\_\_.



Set A



Set B

\_\_\_\_\_ is more than \_\_\_\_\_.

\_\_\_\_\_ is less than \_\_\_\_\_.

0



Set A



Set B

\_\_\_\_\_ is more than \_\_\_\_\_.

\_\_\_\_\_ is less than \_\_\_\_\_.

0



Set A



Set B

\_\_\_\_\_ is more than \_\_\_\_\_.

\_\_\_\_\_ is less than \_\_\_\_\_.

0

Ask a family member to give you 2 numbers. Write the numbers on the back, and circle the number that is more than the other.