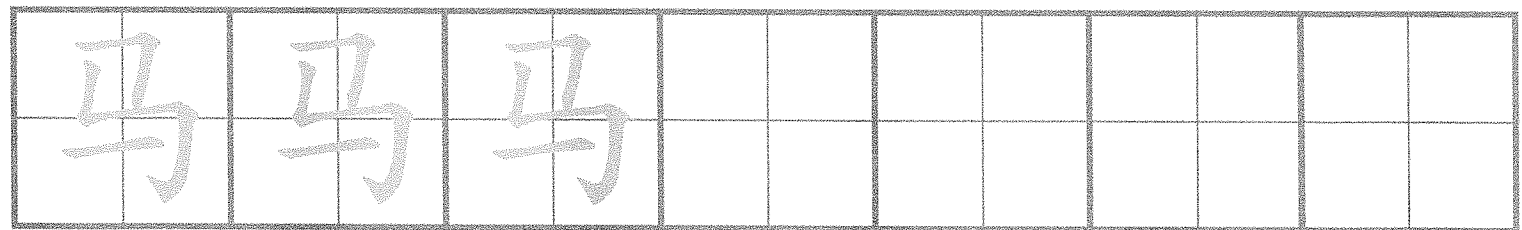

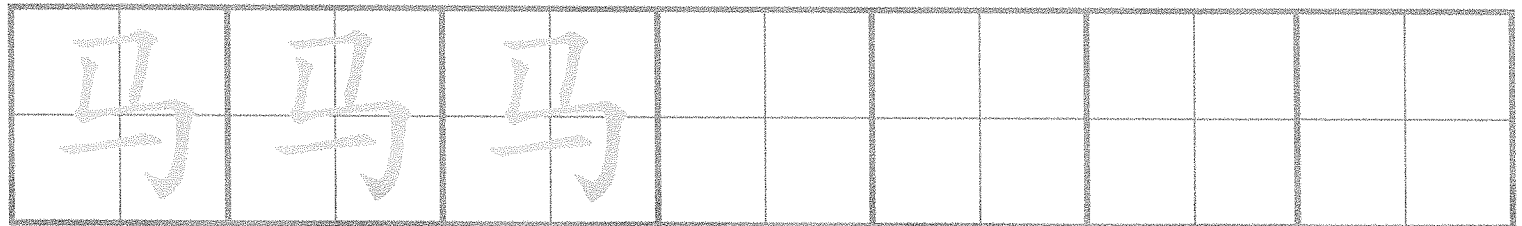

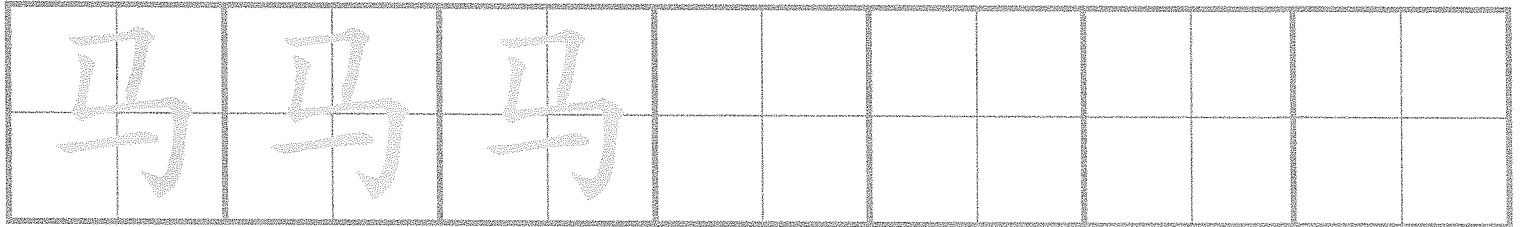
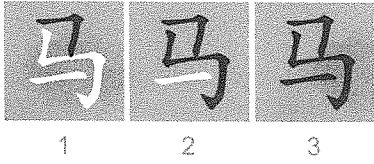


《中文笔笔顺》

来自 朗朗中文-快乐识字卡
www.yes-chinese.com

姓名: _____

边写边读笔划名称和字音




《中文笔笔顺》


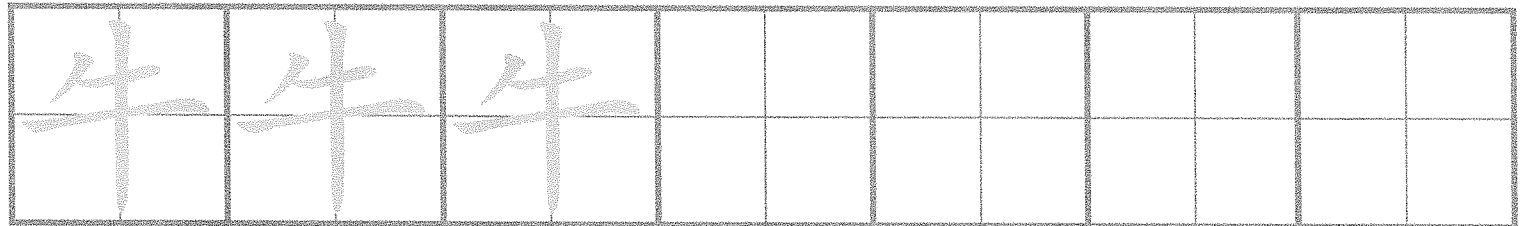



来自 朗朗中文-快乐识字卡
www.yes-chinese.com

姓名: _____

边写边读笔划名称和字音



1 2 3 4



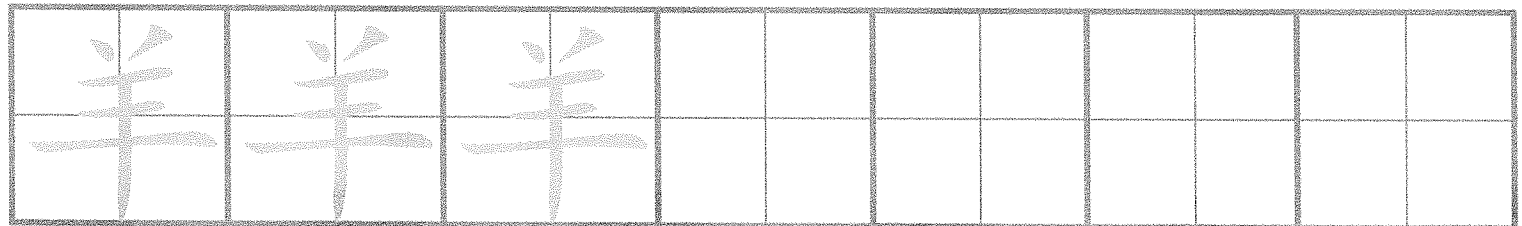


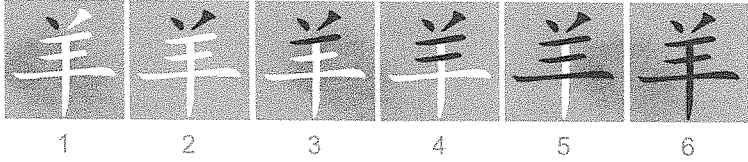


《中文笔笔顺》

来自 朗朗中文-快乐识字卡
www.yes-chinese.com

姓名: _____

边写边读笔划名称和字音




《中文笔笔顺》






来自 朗朗中文-快乐识字卡
www.yes-chinese.com

姓名: _____

边写边读笔划名称和字音



1 2 3 4 5



☆ — Must Do


○ — Optional

Name _____


Date _____



Draw 3 more flowers that are shorter than these flowers.
Count how many flowers you have now. Write the number in the box.



Draw 2 more ladybugs that are taller than these ladybugs.
Count how many ladybugs you have now. Write the number in the box.



○ On the back of your paper, draw something that is taller than you.
Draw something that is shorter than a flagpole.

Name _____

Date _____

☆ Using the piece of string from ^{side} right, find three items at home that are shorter than your piece of string and three items that are longer than your piece of string. Draw a picture of those objects on the chart. Try to find at least one thing that is about the same length as your string, and draw a picture of it on the back.

Shorter than the string	Longer than the string


★ — Must do

○ — Optional

Name _____

Date _____

★ Take out a new crayon. Circle objects with lengths shorter than the crayon blue. Circle objects with lengths longer than the crayon red.

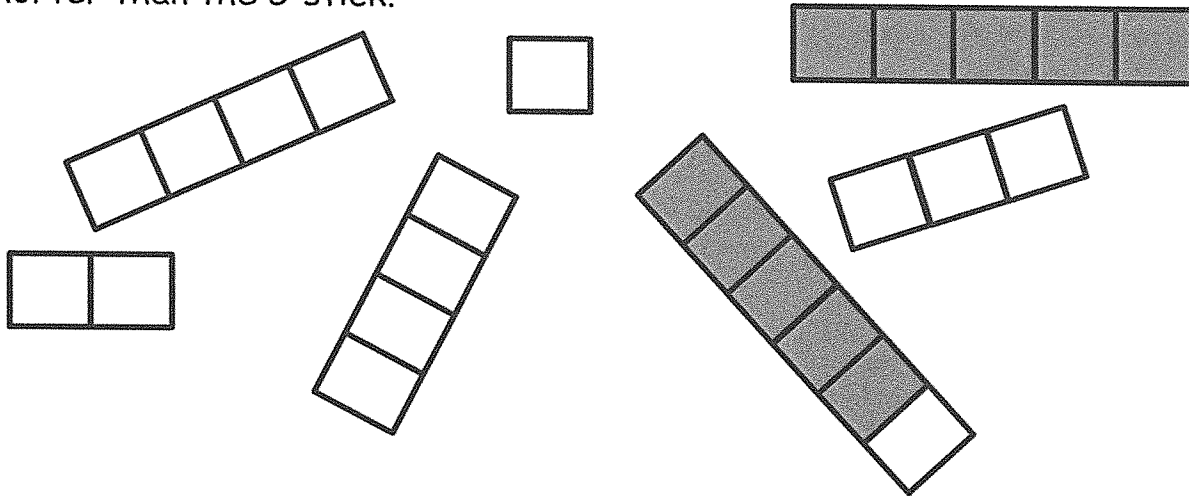


○ On the back of your paper, draw some things shorter than the crayon and longer than the crayon. Draw something that is the same length as the crayon.

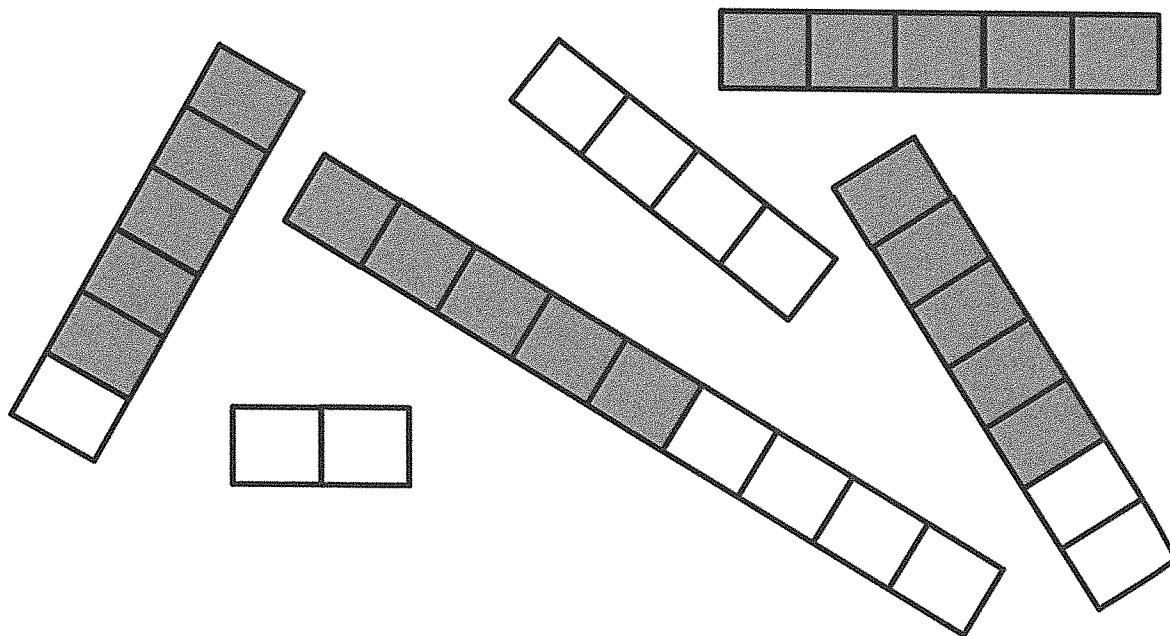
Name _____

Date _____

★ Use a red crayon to circle the sticks that are shorter than the 5-stick.



★ Use a blue crayon to circle the sticks that are longer than the 5-stick.



○ On the back, draw a 7-stick. Draw a stick longer than it. Draw a stick shorter than it.

