

# 《中文笔笔顺》 Homework Due 12/6

来自 朗朗中文-快乐识字卡  
www.yes-chinese.com

① Complete HW Packet

② Read Chinese Reading Book 3 times  
(Unit 1, 2, Greeting, Unit 3, 4, 5)

姓名: \_\_\_\_\_

边写边读笔划名称和字音

③ Moby Max (30 min) & iChinese Reader (3-5 books)

坐 坐 坐 坐 坐 坐 坐

zuò sit

1 2 3 4 5 6 7

坐 坐 坐

坐 坐 坐

坐 坐 坐

坐 坐 坐


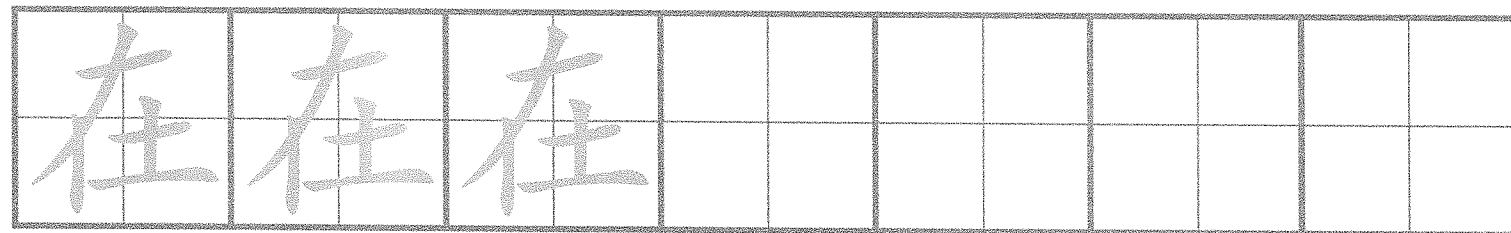

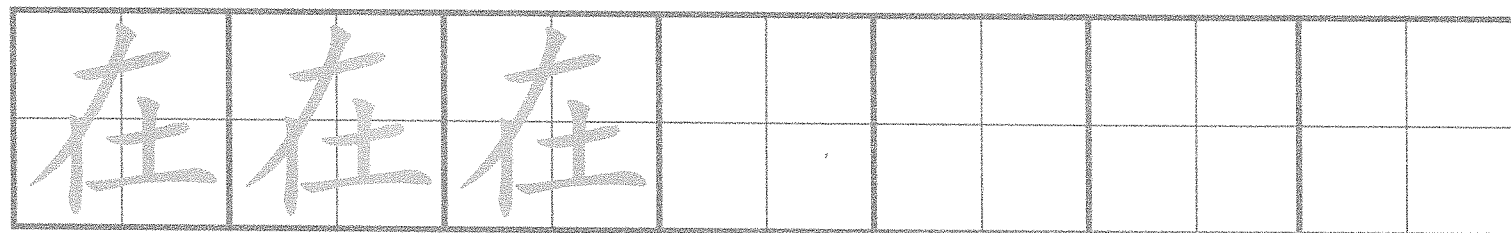

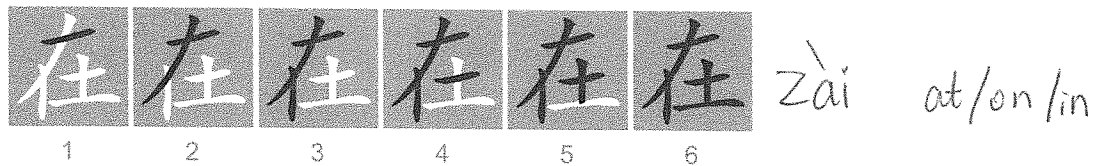
坐 坐 坐

# 《中文笔笔顺》

来自 朗朗中文-快乐识字卡  
www.yes-chinese.com

姓名: \_\_\_\_\_

边写边读笔划名称和字音

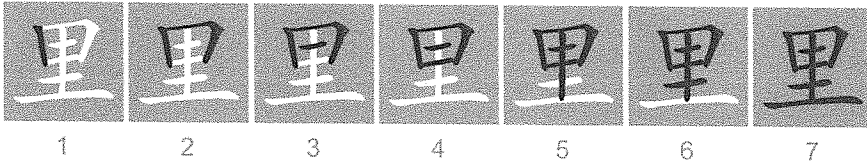


# 《中文笔笔顺》

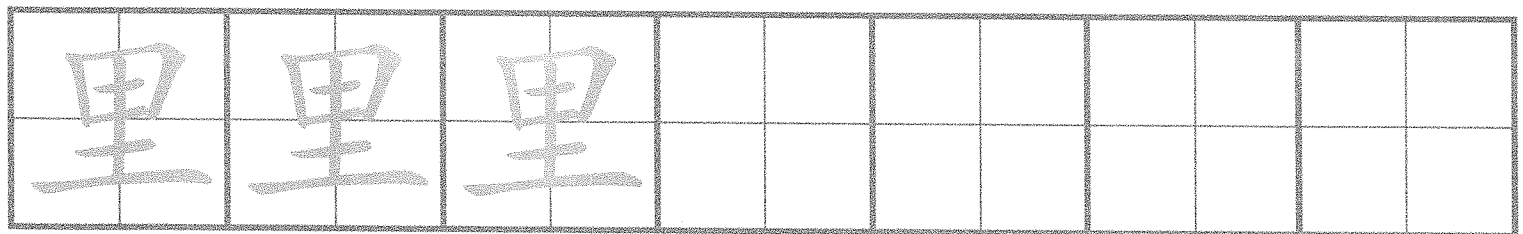
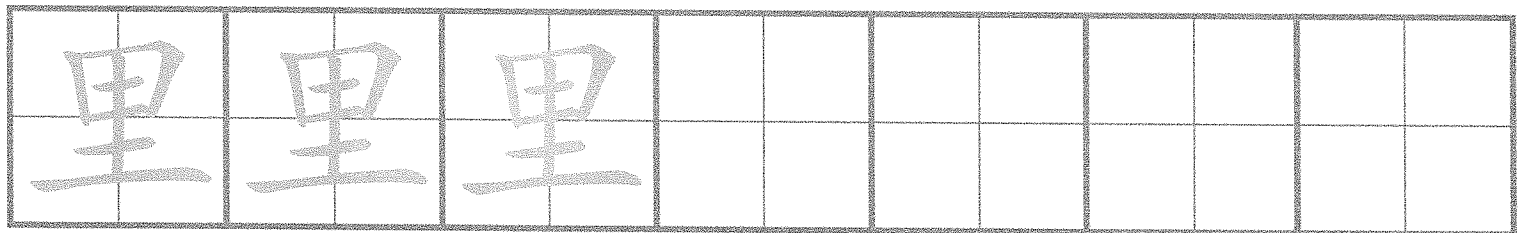
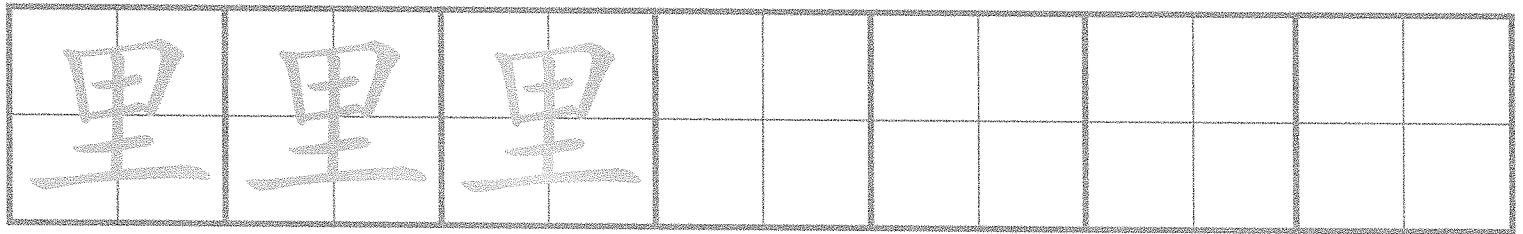
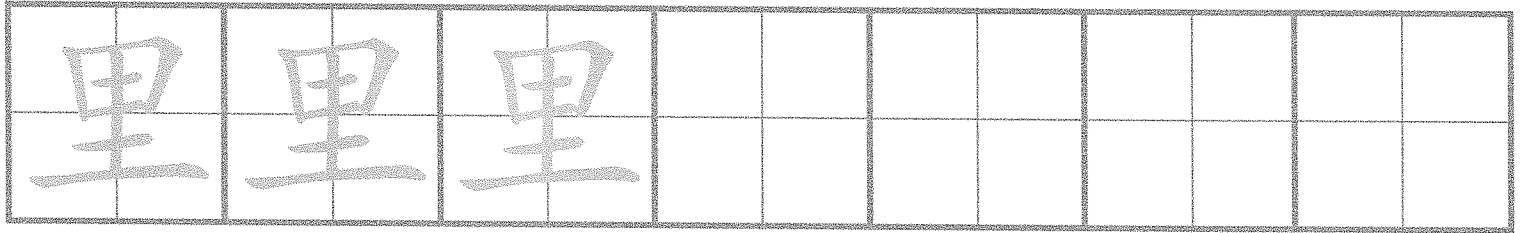
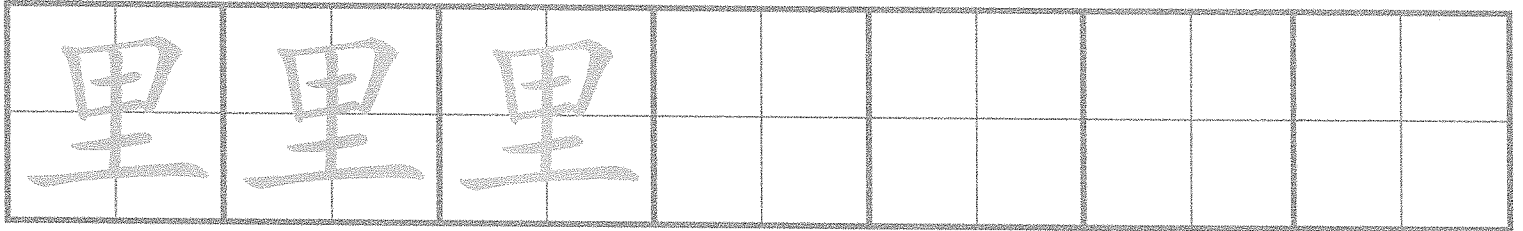
来自 朗朗中文-快乐识字卡  
www.yes-chinese.com

姓名: \_\_\_\_\_

边写边读笔划名称和字音



ly (inside ...)






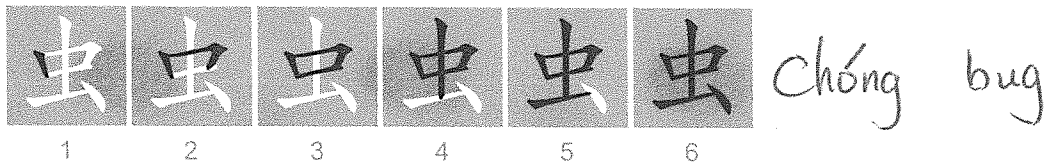


# 《中文笔顺》

来自 朗朗中文-快乐识字卡  
www.yes-chinese.com

姓名: \_\_\_\_\_

边写边读笔划名称和字音






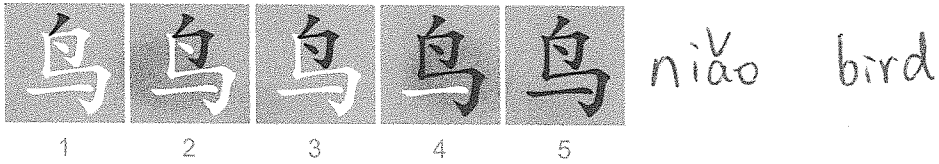


# 《中文笔笔顺》

来自 朗朗中文-快乐识字卡  
www.yes-chinese.com

姓名: \_\_\_\_\_

边写边读笔划名称和字音

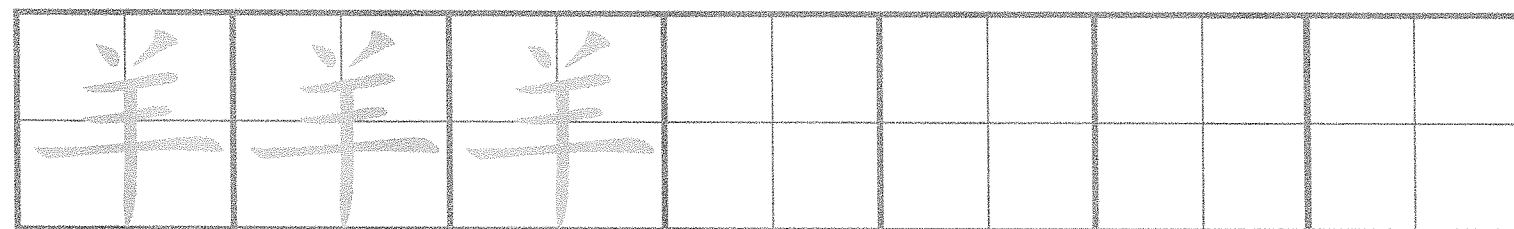




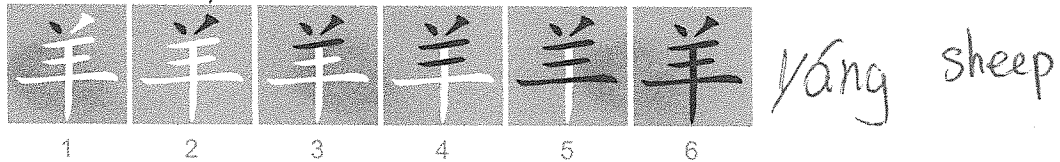


# 《中文笔顺》

来自 朗朗中文-快乐识字卡  
www.yes-chinese.com

姓名: \_\_\_\_\_

边写边读笔划名称和字音



# 《中文笔笔顺》




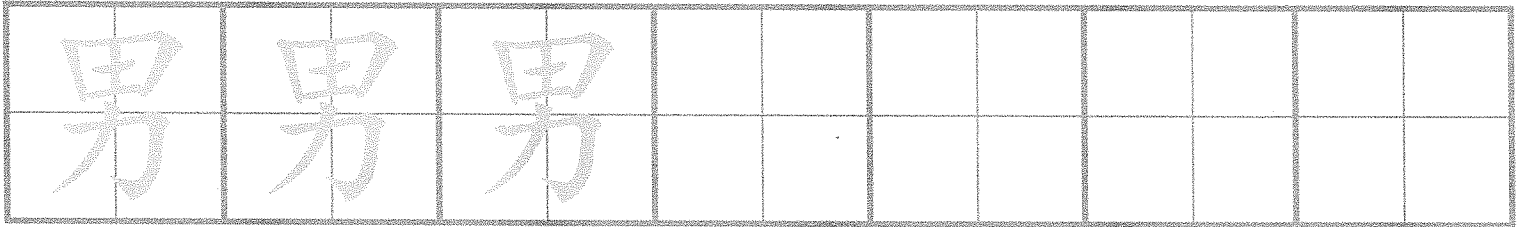
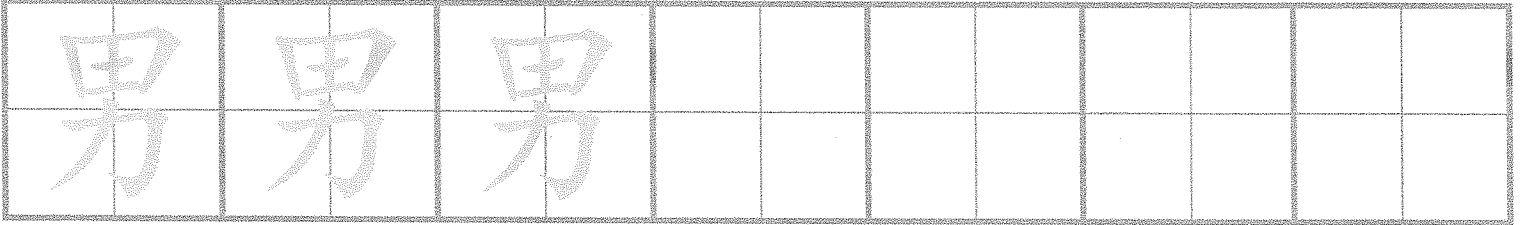
来自 朗朗中文-快乐识字卡  
www.yes-chinese.com

姓名: \_\_\_\_\_

边写边读笔划名称和字音



nán      man/male




# 《中文笔笔顺》

来自 朗朗中文-快乐识字卡  
www.yes-chinese.com

姓名: \_\_\_\_\_

边写边读笔划名称和字音




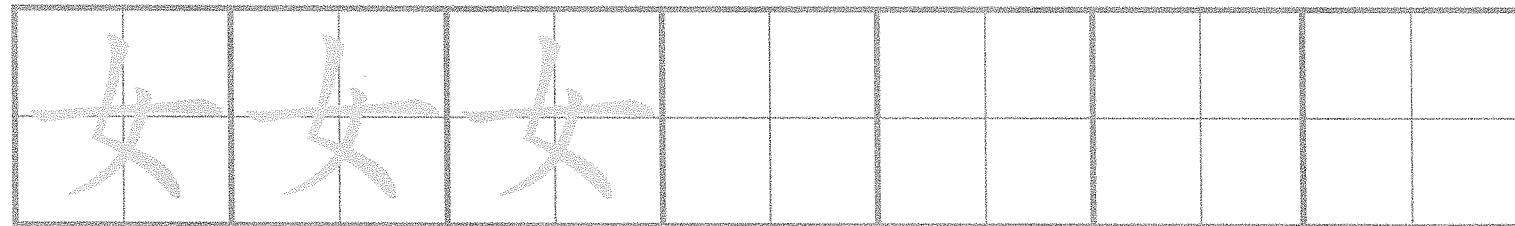
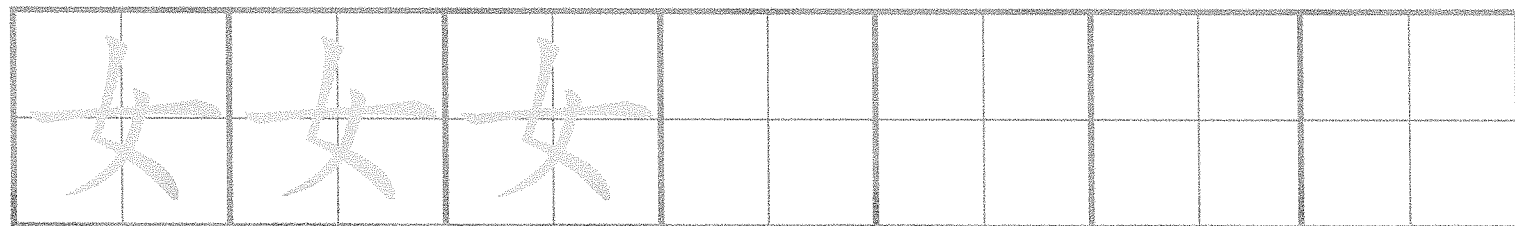


nǚ

woman/female

1

2

3






# 《中文笔笔顺》






来自 朗朗中文-快乐识字卡  
www.yes-chinese.com

姓名: \_\_\_\_\_

边写边读笔划名称和字音



yǔ rain






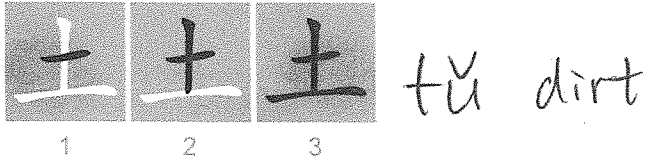


# 《中文笔笔顺》

来自 朗朗中文-快乐识字卡  
www.yes-chinese.com

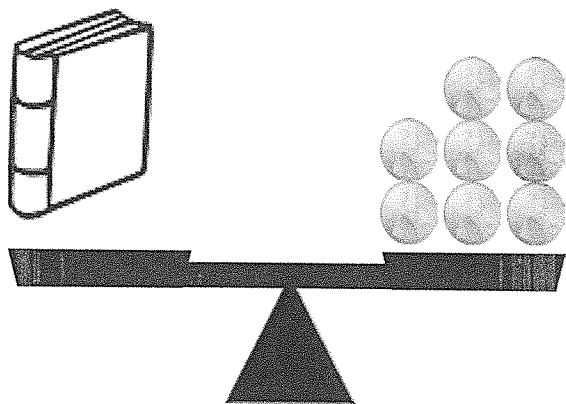
姓名: \_\_\_\_\_

边写边读笔划名称和字音

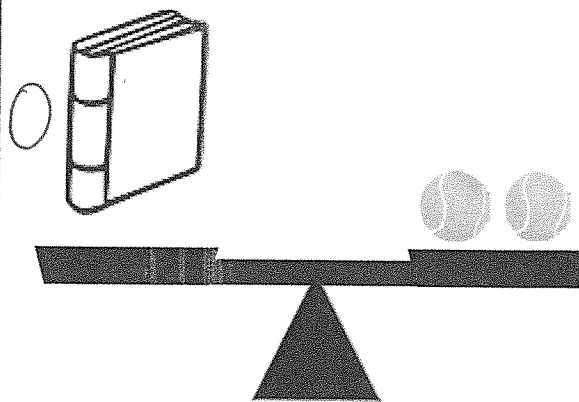


Name \_\_\_\_\_


Date \_\_\_\_\_




The book is as heavy as \_\_\_\_\_ pennies.



The book is as heavy as \_\_\_\_\_ tennis balls.



The book is as heavy as \_\_\_\_\_ cubes.



The book is as heavy as \_\_\_\_\_ counting bears.

Name \_\_\_\_\_

Date \_\_\_\_\_

In class, we have been working on capacity. Encourage your child to explore with different-sized containers to see which ones have the biggest and smallest capacity. Children can experiment by pouring liquid from one container to another.  
*OR rice*

All the homework you will see for the next few days will be a review of skills taught from Module 1.


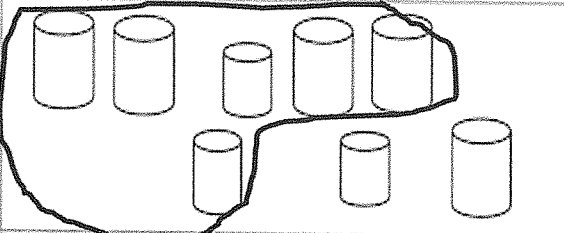
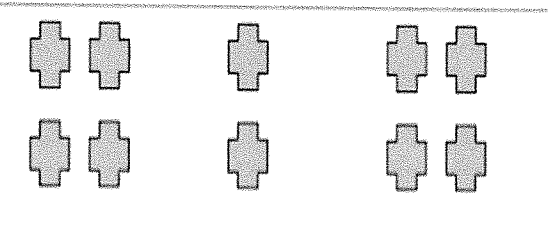


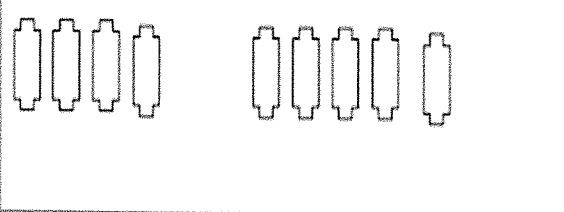
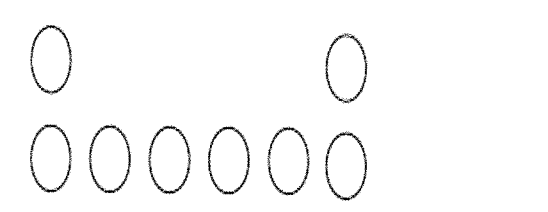


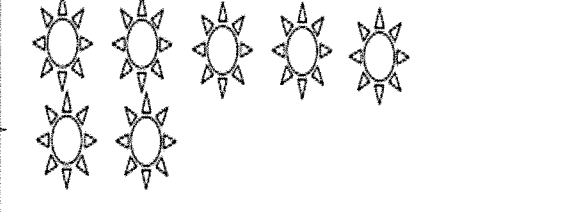
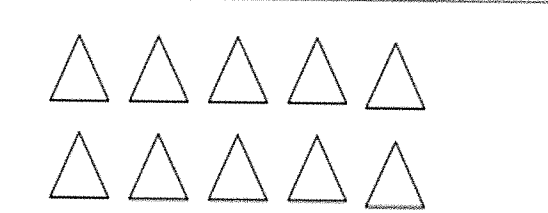


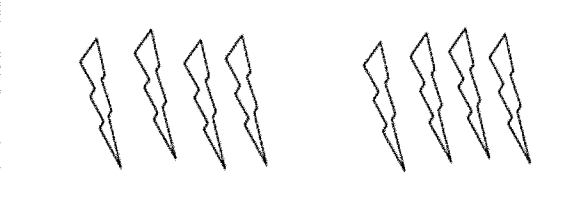
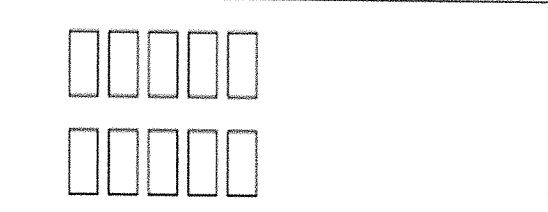



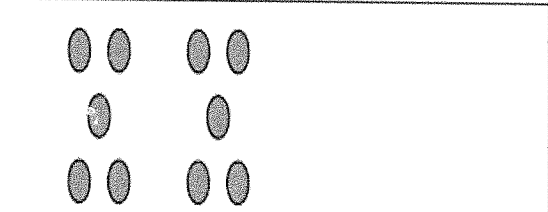

Each rectangle shows 6 objects. Circle 2 different sets within each. The two sets represent the two parts that make up the 6 objects. The first one has been done for you.

★			
★			
★			
★			
★			

Name \_\_\_\_\_

Date \_\_\_\_\_

Within each rectangle, make one set of 6 objects. The first one has been done for you.

☆ - Must Do

○ - optional

Name \_\_\_\_\_

Date \_\_\_\_\_

Circle 2 sets within each set of 7. The first one has been done for you.

			○
☆			○
☆			○
☆			○
☆			○



Name \_\_\_\_\_

Date \_\_\_\_\_




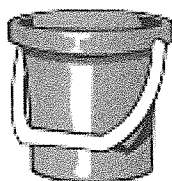






Trace your hand. Cover the tracing with pennies. Have an adult trace his or her hand. Cover the tracing with pennies.\* Whose hand is bigger? How do you know that?

\*Note: Instead of pennies, you can use pasta, beans, buttons, or another coin. You may want to do this activity twice using different materials to cover the hands. Talk about which materials took more or less to cover and why.

Name \_\_\_\_\_



Date \_\_\_\_\_

★ Draw straight lines with your ruler to see if there are enough shovels for the pails.






★ Make sure there is a fork for every plate. Draw straight lines with a ruler from each plate to a fork. If there are not enough forks, draw one.





○ You have 4 fishes. Draw enough fish bowls so you can put 1 fish in each fish bowl.


Name \_\_\_\_\_

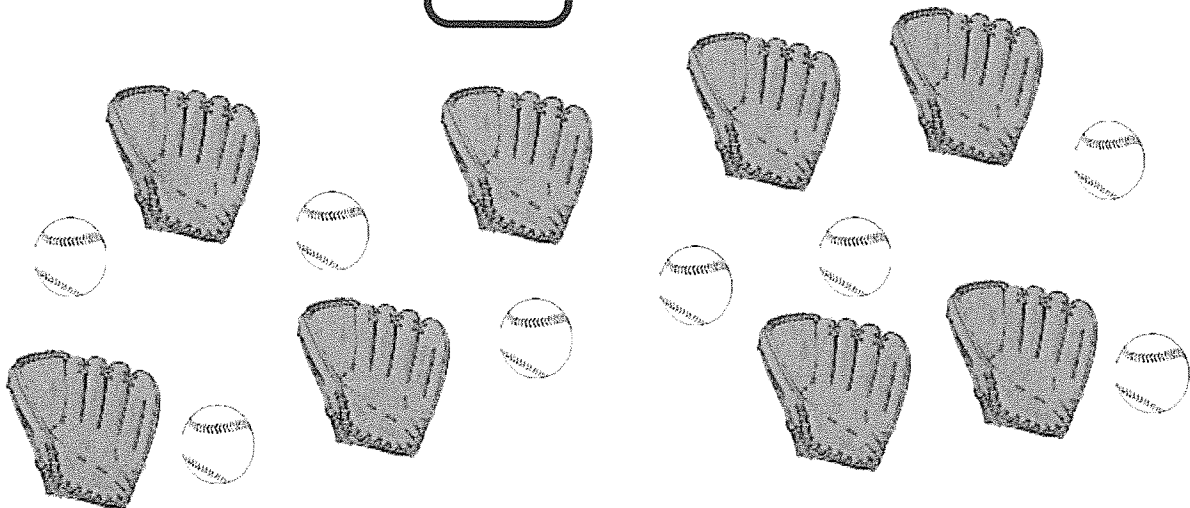
Date \_\_\_\_\_





★ Draw straight lines (with your ruler) to see if there is one hoop for each ball.

★ Are there more  or  ?

★ Write the number of  .



★ Write the number of  . Write the number of  .

★ Are there the same number of  as  ? Circle Yes or No.