

《中文笔顺》

Homework

Due 11/22

来自 朗朗中文-快乐识字卡
www.yes-chinese.com

姓名: _____






① finish packet

② complete Turkey Disguise Project

边写边读笔划名称和字音



mǎ horse









《中文笔笔顺》

来自 朗朗中文-快乐识字卡
www.yes-chinese.com

姓名: _____

边写边读笔划名称和字音






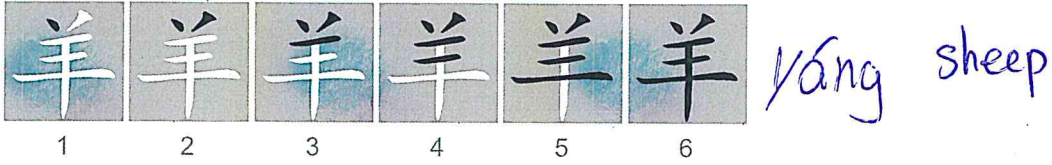


《中文笔笔顺》

来自 朗朗中文-快乐识字卡
www.yes-chinese.com

姓名: _____

边写边读笔划名称和字音









《中文笔顺》

来自 朗朗中文-快乐识字卡
www.yes-chinese.com

姓名: _____

边写边读笔划名称和字音




《中文笔笔顺》

来自 朗朗中文-快乐识字卡
www.yes-chinese.com


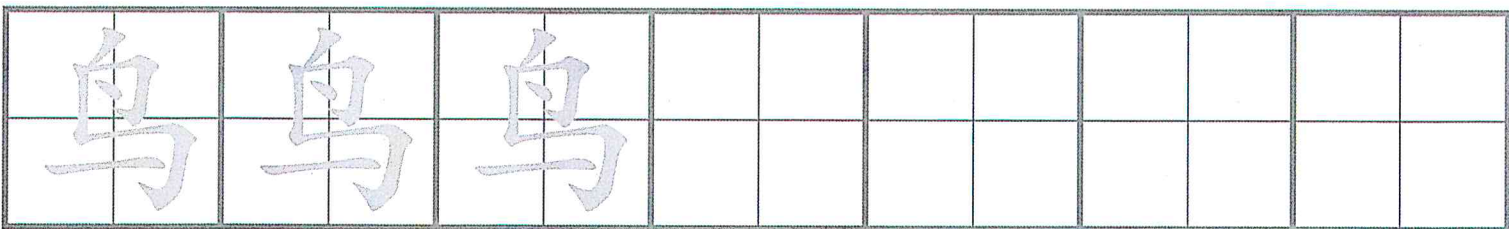



姓名: _____

边写边读笔划名称和字音



niǎo bird

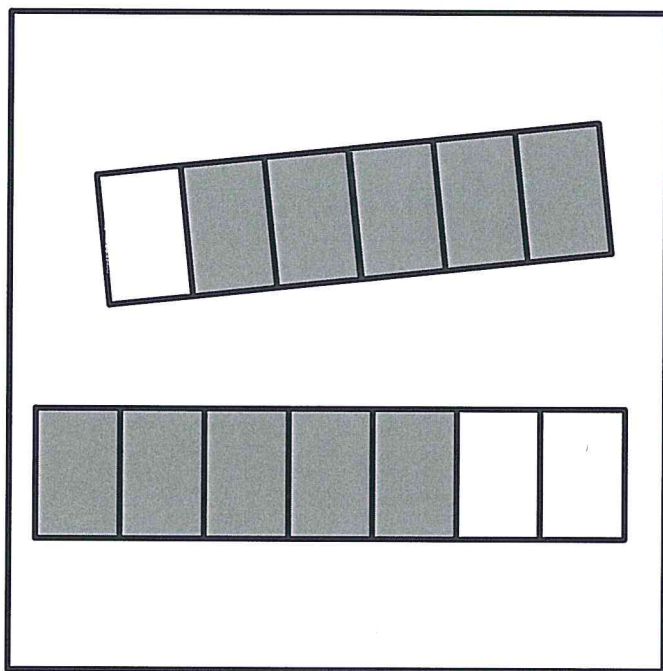
1 2 3 4 5



Name _____

Date _____

★ Circle the stick that is shorter than the other.



★ My _____-stick is shorter than my _____-stick.

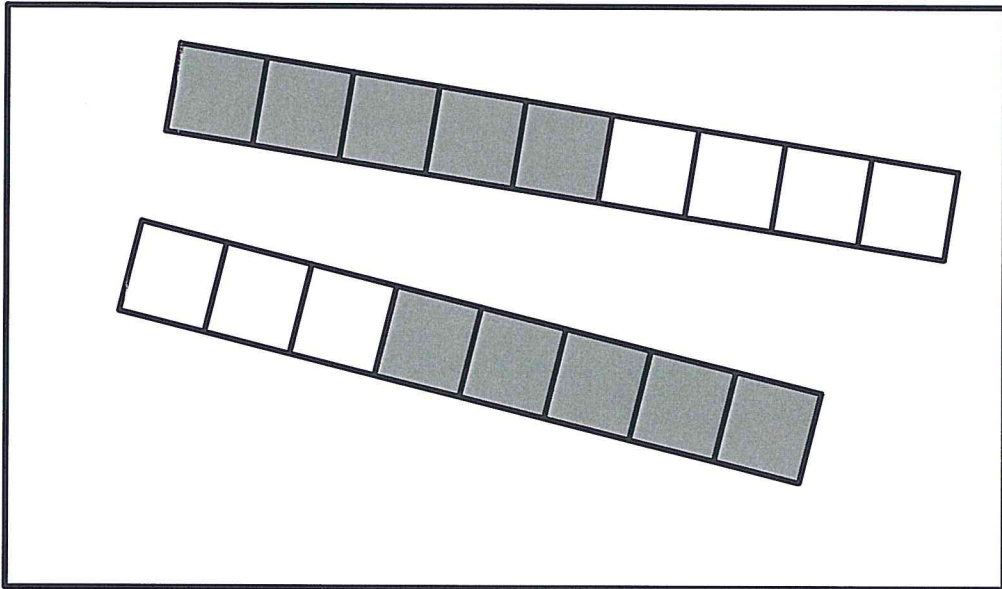
★ My _____-stick is longer than my _____-stick.

○ On the back of your paper, draw a 7-stick.

Draw a stick that is longer than the 7-stick.

Draw a stick that is shorter than the 7-stick.

☆ Circle the stick that is longer than the other.



☆ My _____-stick is shorter than my _____-stick.

☆ My _____-stick is longer than my _____-stick.

○ On the back of your paper, draw a stick that is between a 4- and a 6-stick.



Draw a stick that is longer than your new stick.

Draw a stick this is shorter than your new stick.


Name _____

Date _____

 Color the cubes to show the length of the object.



--	--	--	--	--



--	--	--	--	--




--	--	--	--	--

Name _____

Date _____




These boxes represent cubes.





Color 2 cubes green. Color 3 cubes blue.

Together, my green 2-stick and blue 3-stick are the same length as 5 cubes.




Color 3 cubes blue. Color 2 cubes green.

Together, my blue 3-stick and green 2-stick are the same length as _____ cubes.



Color 1 cube green. Color 4 cubes blue.

How many did you color? _____



Color 4 cubes green. Color 1 cube blue.

How many did you color? _____



Color 2 cubes yellow. Color 2 cubes blue.

Together, my 2 yellow and 2 blue are the same as _____.

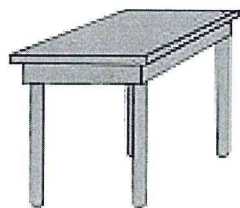
☆ — Must Do

○ — Optional

Name _____

Date _____


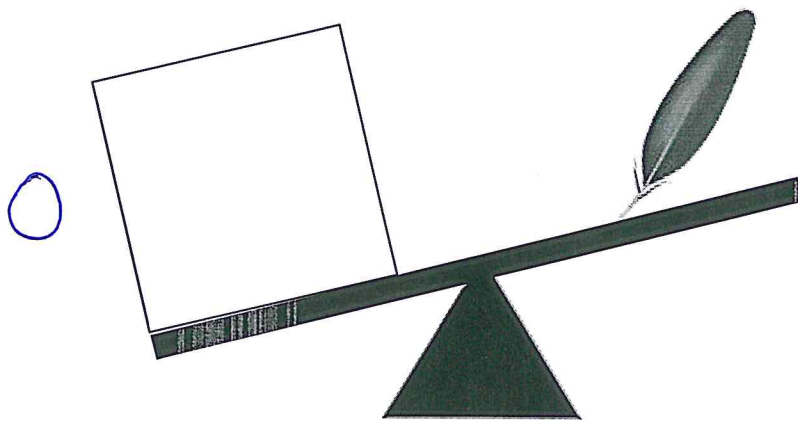
Draw an object that would be lighter than the one in the picture.




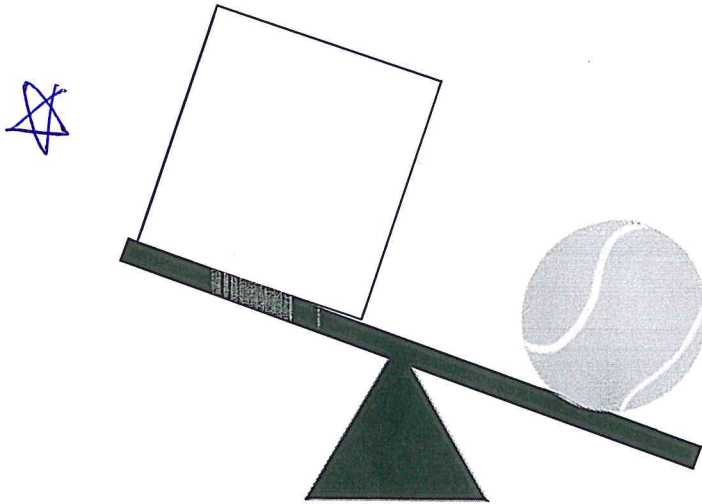
Name _____

Date _____

Draw something inside the box that is heavier than the object on the balance.





Draw something lighter than the object on the balance.




Name _____


Date _____




The golf ball is as heavy as _____ pennies.



The toy train is as heavy as _____ pennies.



 Draw in the pennies so the carrot is as heavy as 5 pennies.



 Draw in the pennies so the book is as heavy as 10 pennies.

~~On the back of your paper, draw a balance scale with an object. Write how many pennies you think the object would weigh. If you can, bring in the object tomorrow. We will weigh it to see if it weighs as many pennies as you thought.~~

Name _____

Date _____



Draw linking cubes so each side weighs the same.

