

《中文笔笔顺》 Homework Due 10/10

来自 朗朗中文-快乐识字卡
www.yes-chinese.com

① Complete HW Packet

② Read Chinese Reading Book 3 times
(Unit 1, 2, Greeting) 姓名: _____

边写边读笔划名称和字音

③ Moby Max (30 min) & iChinese Reader (3-5 books)

坐坐坐坐坐坐坐

zuò sit

1 2 3 4 5 6 7

坐坐坐

坐坐坐

坐坐坐

坐坐坐

坐坐坐

《中文笔笔顺》

来自 朗朗中文-快乐识字卡
www.yes-chinese.com




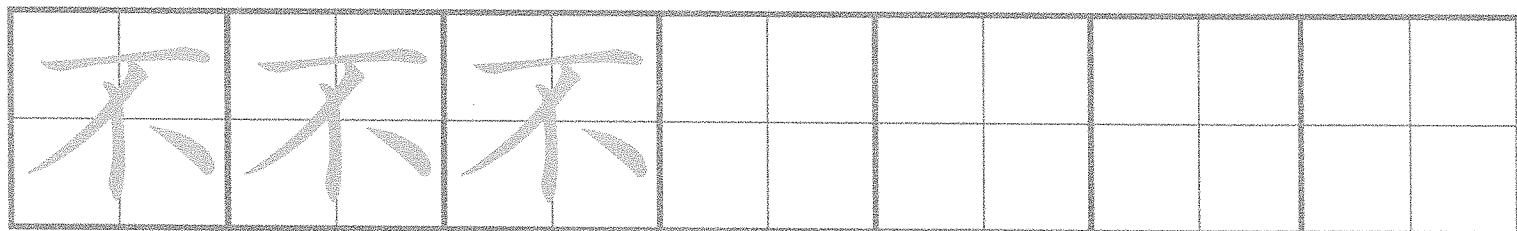

姓名: _____

边写边读笔划名称和字音



bú (bù) No.

1 2 3 4

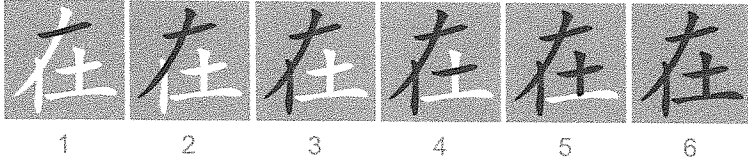


《中文笔笔顺》

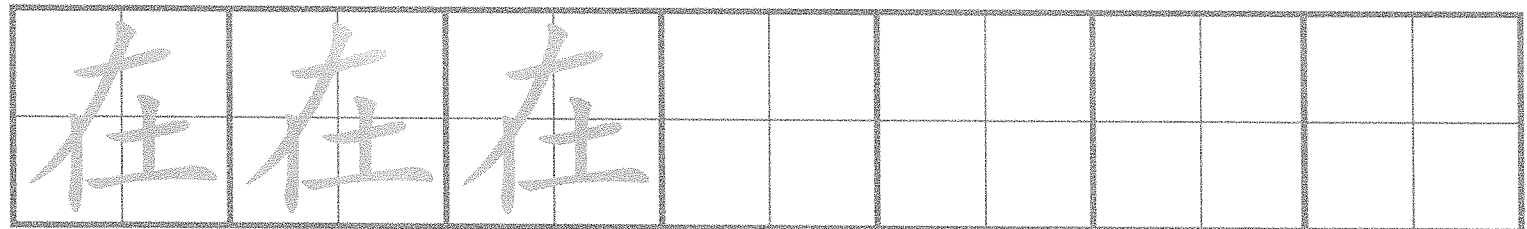
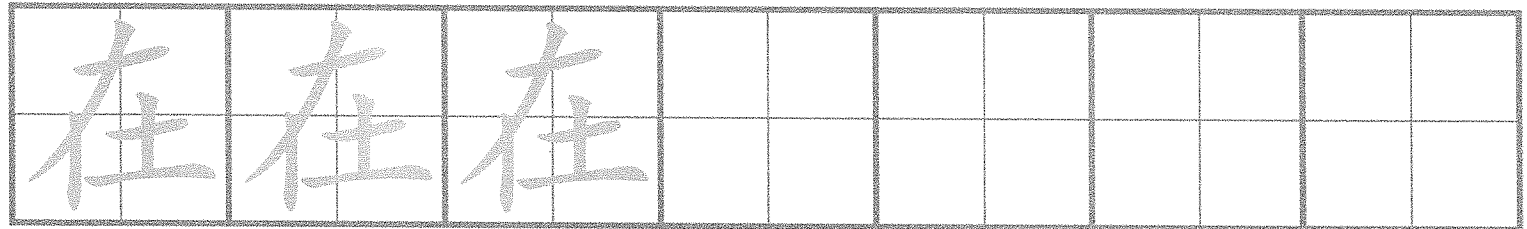



来自 朗朗中文-快乐识字卡
www.yes-chinese.com

姓名: _____

边写边读笔划名称和字音



zài at/on/in

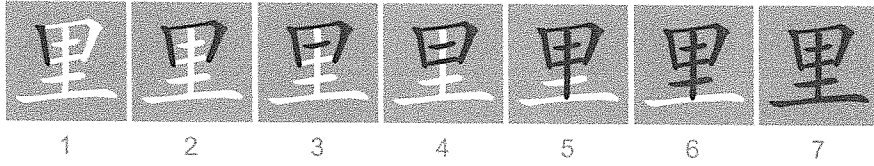


《中文笔笔顺》

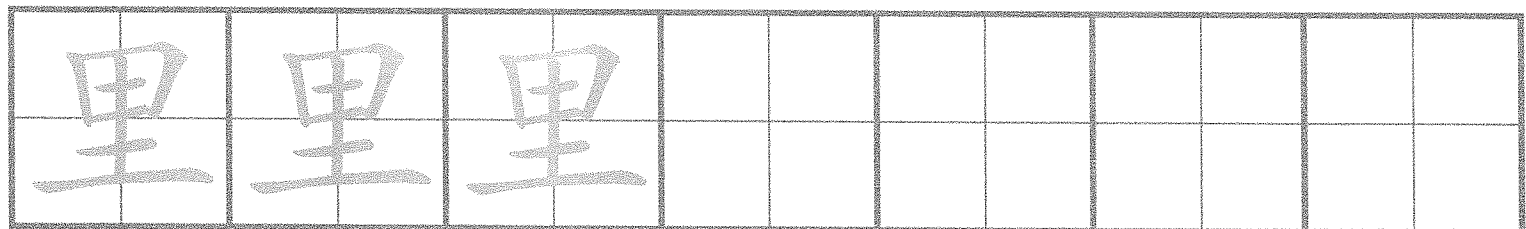
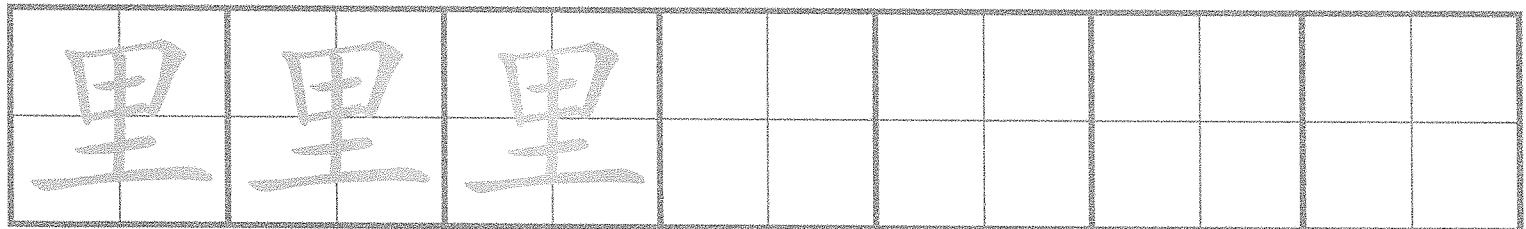



来自 朗朗中文-快乐识字卡
www.yes-chinese.com

姓名: _____

边写边读笔划名称和字音







lǐ (inside...)




姓名: _____
Name _____

日期: _____
Date _____

★ Draw enough  to make 10. 多画一些  使一共有10朵 .



○ Draw enough  to make 10. 多画一些  使一共有10个 .







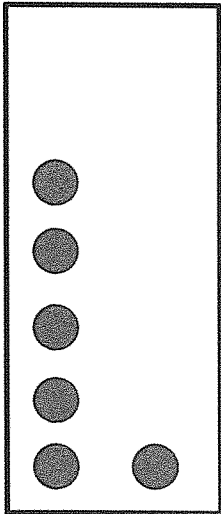






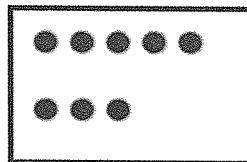
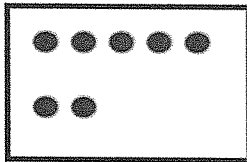
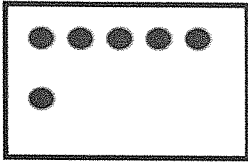
☆ — Must Do

○ — Optional

Name _____

Date _____

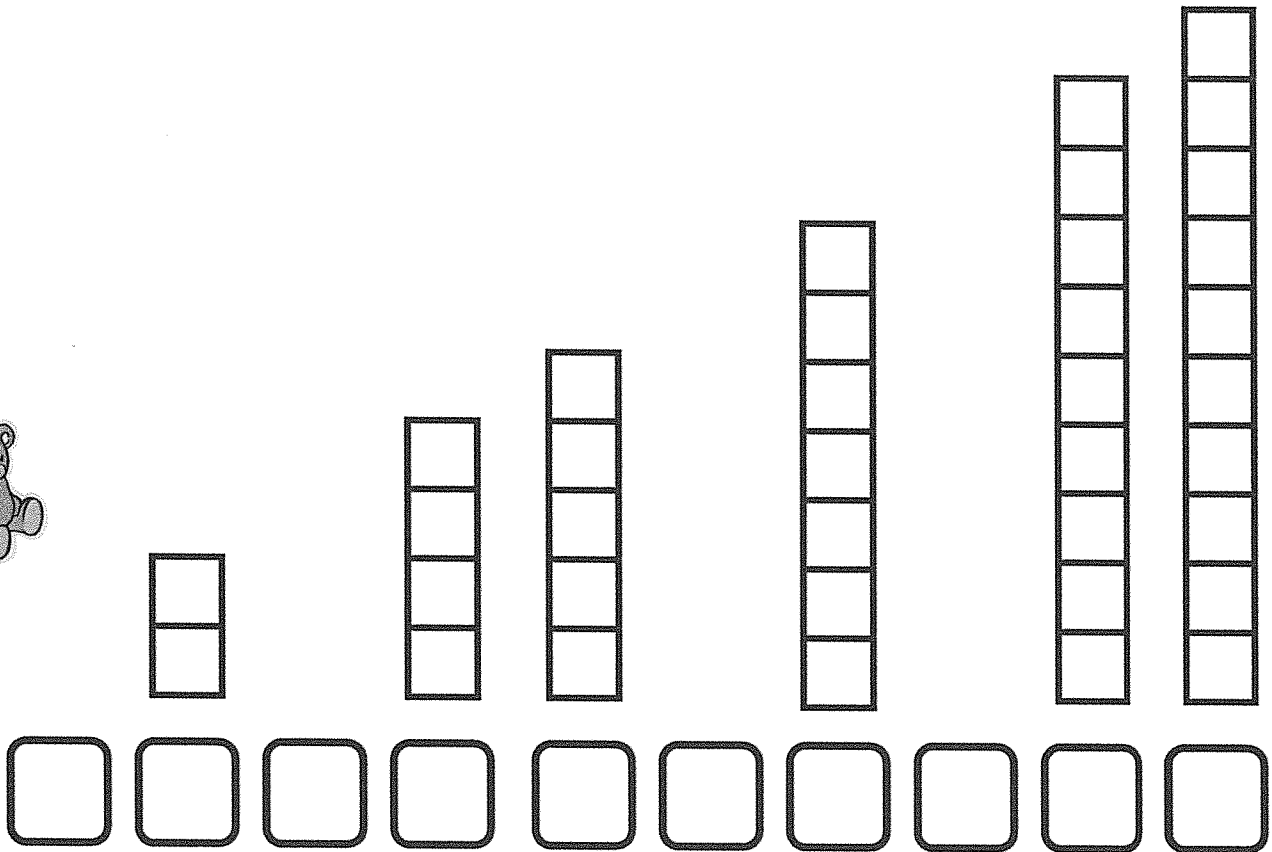
☆ Count the dots. Write how many in the circle. Draw the same number of dots below the circle, but going up and down instead of across. The number 6 has been done for you.





Name _____

Date _____

 Draw the missing stairs. Write the numbers below each step.



 Ask someone to help you write about what you think baby bear will do now that you have helped him to get home. Use the back of this paper.

 Draw 1 more cube on each stair so the cubes match the number. Say as you draw, "1. One more is two. 2. One more is three."

