

# 《中文笔顺》 Homework Due 10/18

来自 朗朗中文-快乐识字卡  
www.yes-chinese.com

① Complete HW Packet

② Read Chinese Reading Book 3 times  
(Unit 1, 2, Greeting, Unit 3)

姓名: \_\_\_\_\_

边写边读笔划名称和字音

③ Moby Max (30 min) & iChinese Reader (3-5 books)

坐 坐 坐 坐 坐 坐 坐

1 2 3 4 5 6 7

zuò sit

坐 坐 坐

坐 坐 坐

坐 坐 坐

坐 坐 坐

坐 坐 坐

# 《中文笔笔顺》

来自 朗朗中文-快乐识字卡  
www.yes-chinese.com

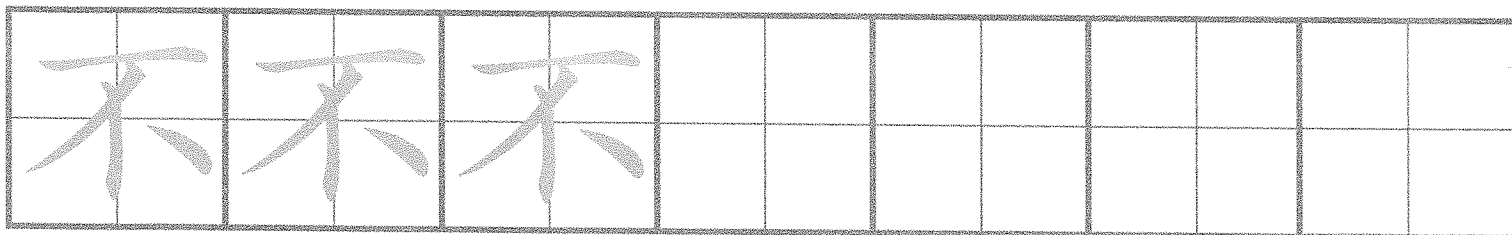
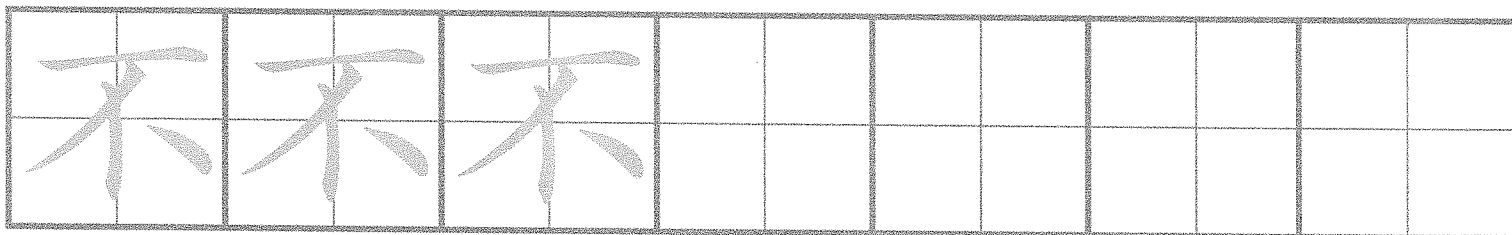
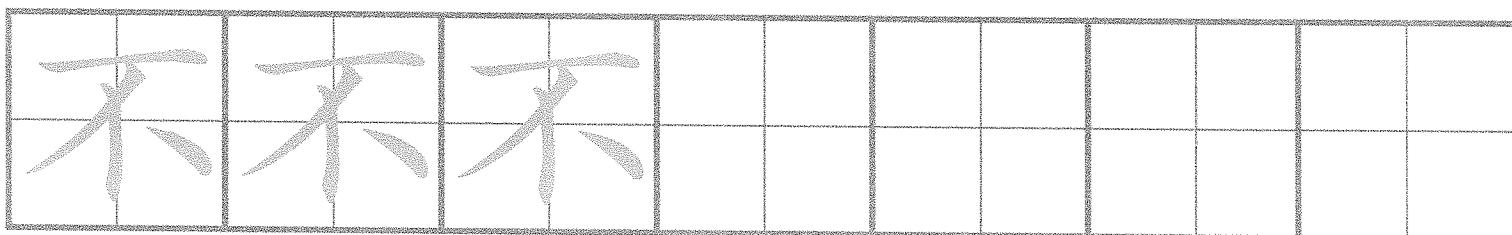
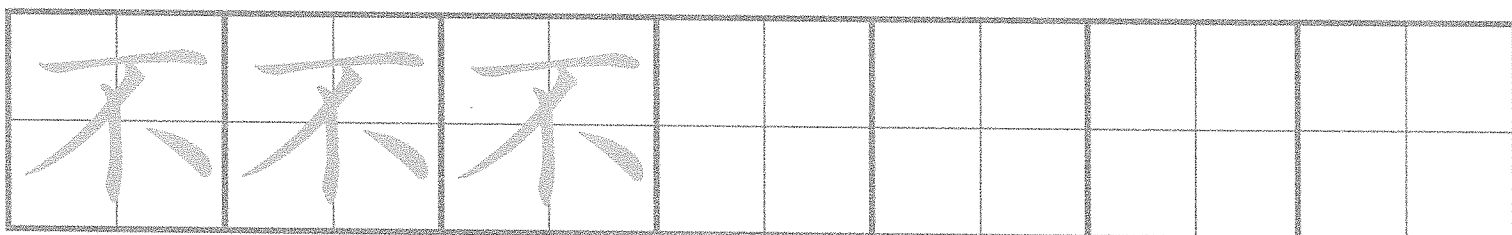
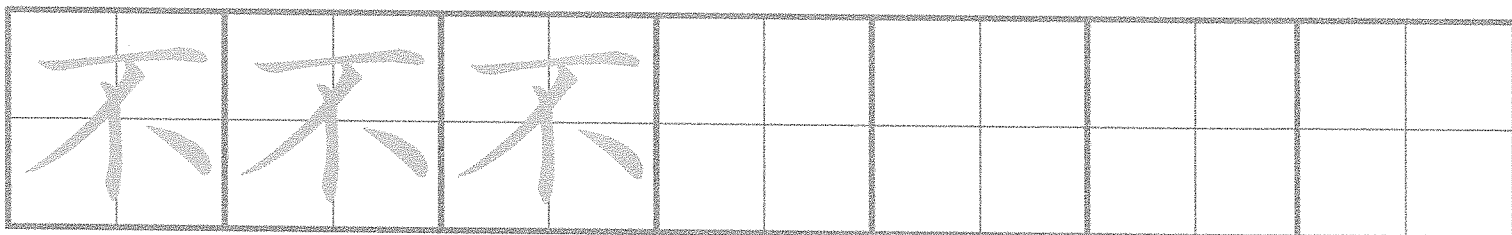
姓名: \_\_\_\_\_

边写边读笔划名称和字音



bú (bù) No.

1 2 3 4



# 《中文笔笔顺》

来自 朗朗中文-快乐识字卡  
www.yes-chinese.com

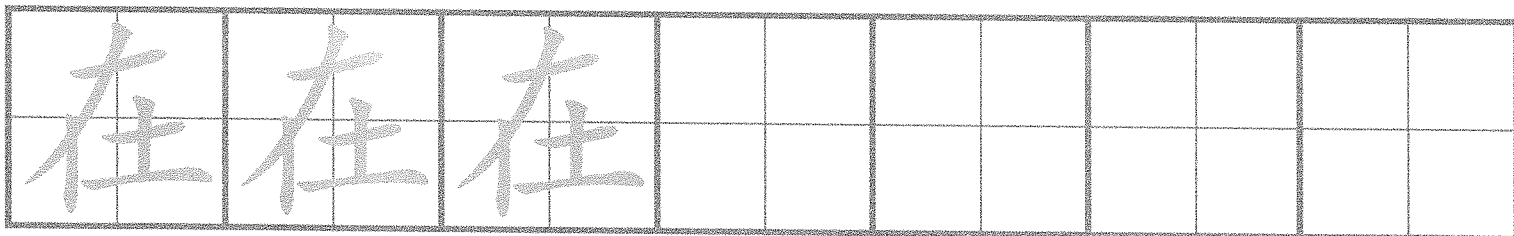
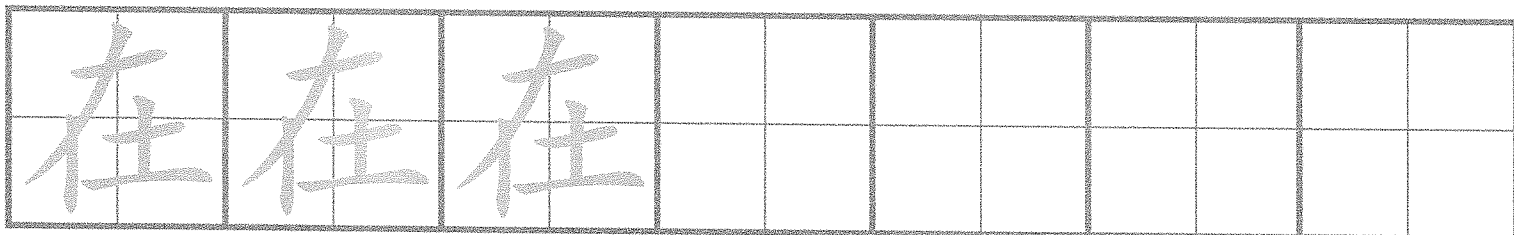
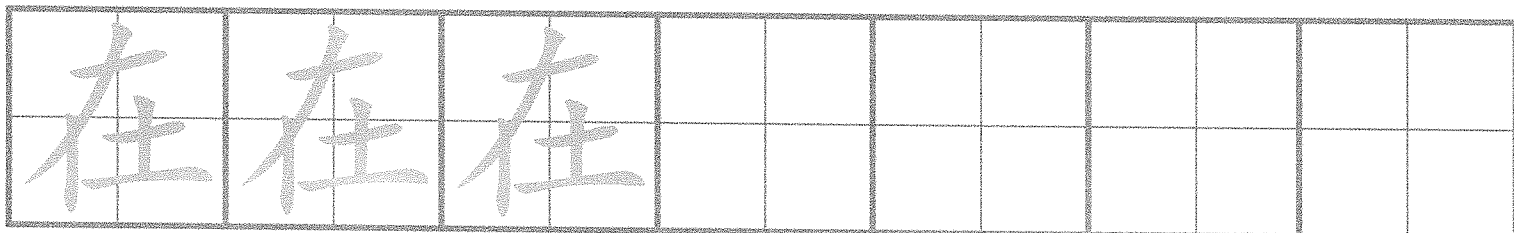
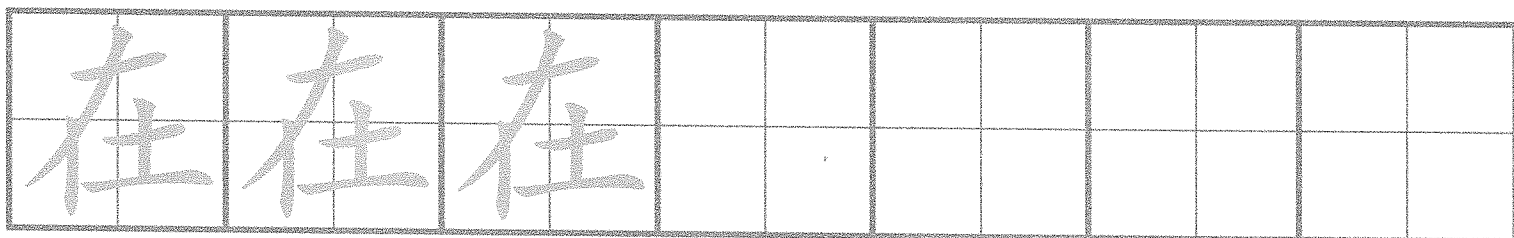
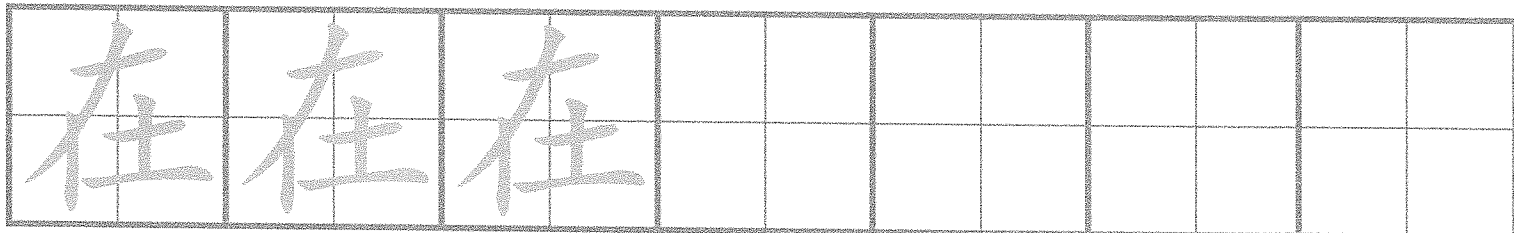
姓名: \_\_\_\_\_

边写边读笔划名称和字音



zài at/on/in

1 2 3 4 5 6

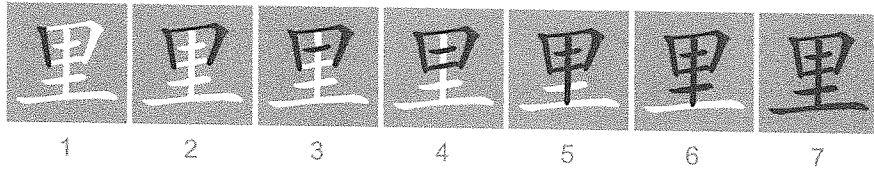


# 《中文笔笔顺》

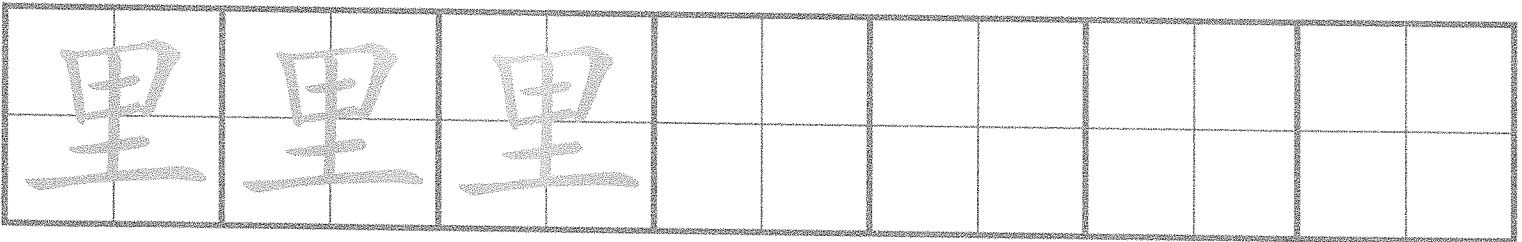
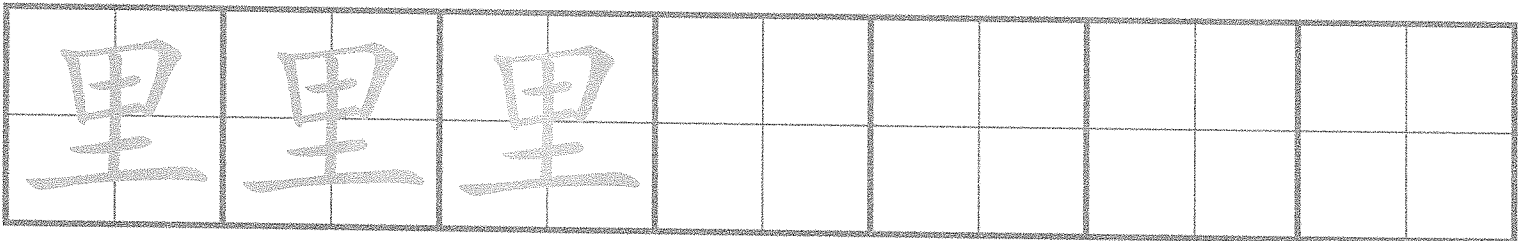
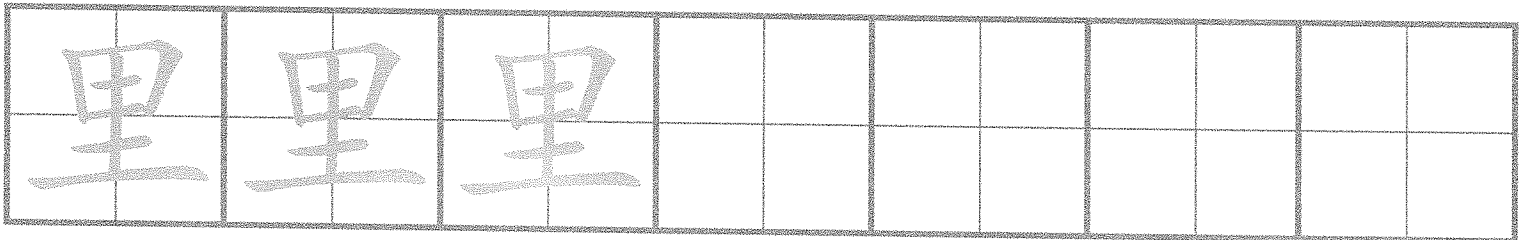
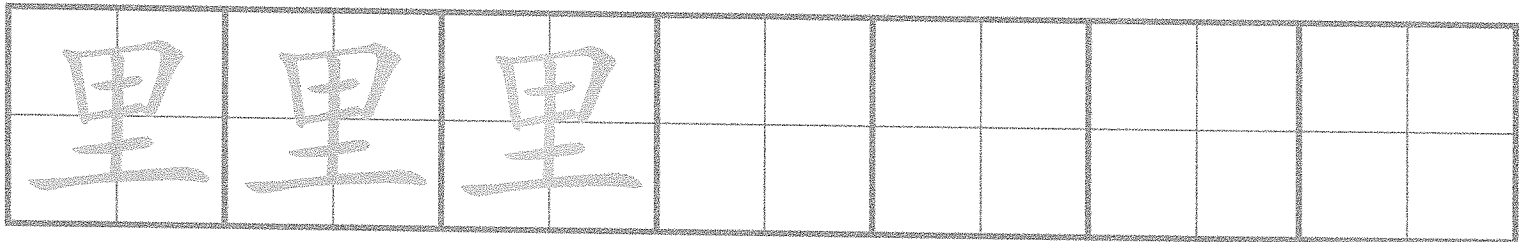
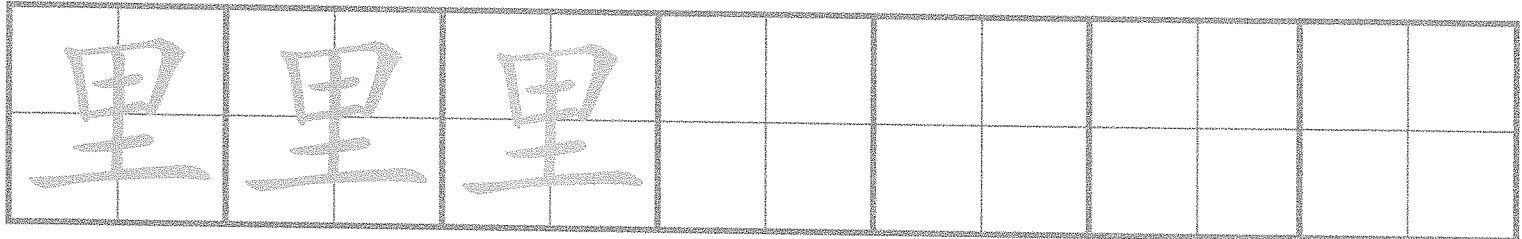
来自 朗朗中文-快乐识字卡  
www.yes-chinese.com

姓名: \_\_\_\_\_

边写边读笔划名称和字音



ly (inside ...)



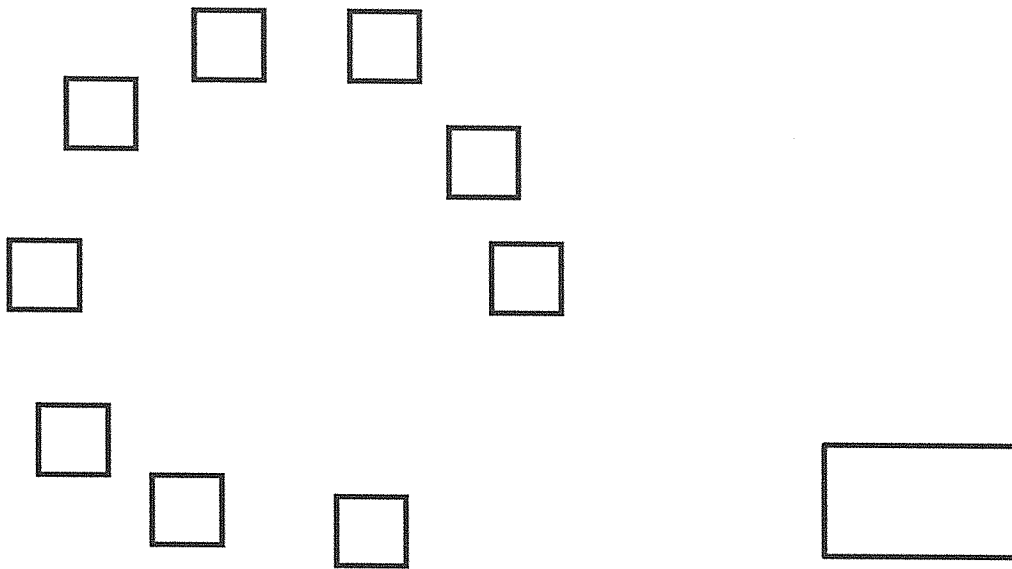
★ — Must Do

○ — Optional


Name \_\_\_\_\_

Date \_\_\_\_\_

★ Draw one more square. Color all the squares, and write how many.



○ Draw one more cloud. Color all the clouds, and write how many.



Name \_\_\_\_\_

Date \_\_\_\_\_

★ Write the missing numbers.

\_\_\_\_, 2, \_\_\_\_, \_\_\_\_, \_\_\_\_, 6, 7, \_\_\_\_, \_\_\_\_, 10

★ Draw X's or O's to show 1 more.

XX

X

XXXX  
X

OOOO  
O

OOO

OOOO  
OOO




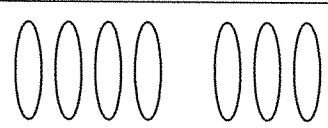


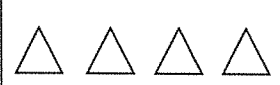








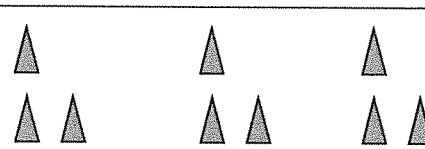
O O  
O O

○ Tell someone a story about "1 more...and then 1 more." Draw a picture about your story.

Name \_\_\_\_\_

Date \_\_\_\_\_

 Draw 1 more, and write how many in the box.

	How many?		How many?
	2		
			
			
			
			
			
			
			

draw 1 more




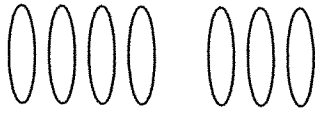


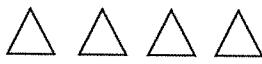







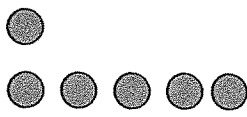

Name \_\_\_\_\_

Date \_\_\_\_\_

 Cross 1 out, and write how many in the box.

How many?

How many?

	0		
			
			
			
			
			
			
			

draw 1 more






★ — Must Do

○ — Optional

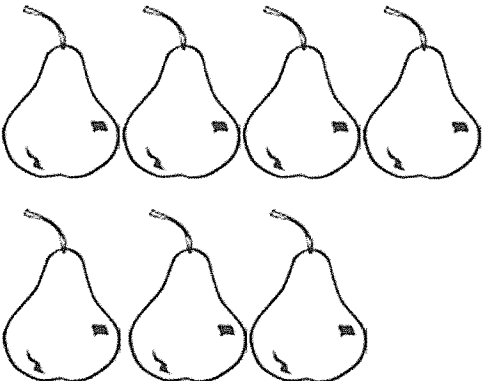


Name \_\_\_\_\_

Date \_\_\_\_\_

★ Count and color the triangles. Draw a group of triangles that is 1 less. Write how many you drew.

 <div style="text-align: center; margin-top: 20px;">  </div>	<div style="text-align: center; margin-top: 20px;">  </div>
---	---

○ Count and color the pears. Draw a group of pears that is 1 less. Write how many you drew.

 <div style="text-align: center; margin-top: 20px;">  </div>	<div style="text-align: center; margin-top: 20px;">  </div>
--	--

Name : \_\_\_\_\_

Score : \_\_\_\_\_


Teacher : \_\_\_\_\_

Date : \_\_\_\_\_




Count the Number of Objects

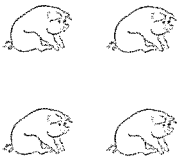
Write the Answer




\_\_\_\_\_



\_\_\_\_\_



\_\_\_\_\_



\_\_\_\_\_



\_\_\_\_\_



\_\_\_\_\_



Name \_\_\_\_\_

Name \_\_\_\_\_

★ Fill in the missing numbers.

○ Fill in the missing numbers.

1 2 3 4 5  7 8 9 10

1  3 4 5 6 7 8 9 10

1  3 4 5 6 7 8 9 10

1 2 3 4 5  7 8 9 10

1 2 3 4 5 6 7 8 9

1 2 3 4 5 6  8 9 10

1 2 3  5 6 7 8 9 10

1 2 3 4  6 7 8 9 10

1 2 3 4 5 6 7 8  10

2 3 4 5 6 7 8 9 10

2 3 4 5 6 7 8 9 10

1 2 3 4 5 6 7  9 10

1 2 3 4 5 6  8 9 10

1 2  4 5 6 7 8 9 10

1 2  4 5 6 7 8 9 10

1 2 3 4 5 6 7 8 9

1 2 3 4  6 7 8 9 10


1 2 3  5 6 7 8 9 10

1 2 3 4 5 6 7  9 10



1 2 3 4 5 6 7 8  10

Name : \_\_\_\_\_

Score : \_\_\_\_\_













Fill in the missing number



# Before and After Numbers

填写前一个和  
后一个数字

Write the numbers that come before and after.



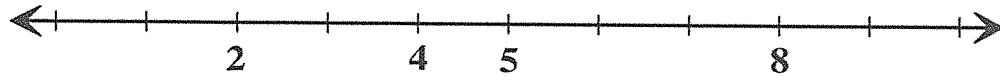
Student Name: \_\_\_\_\_

Score: \_\_\_\_\_


### Missing Numerals

Write the missing numerals below the number line.

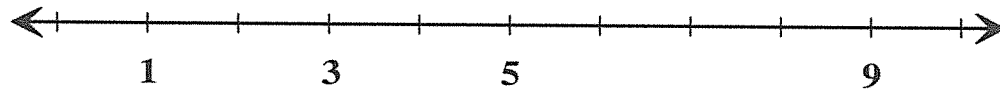
1)



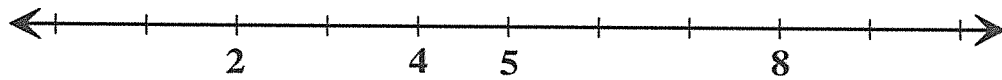
2)




3)




4)



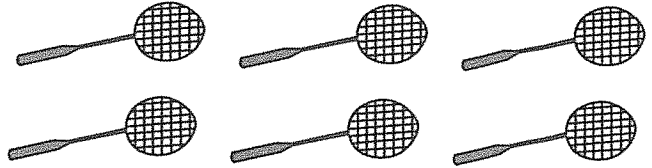
5)



# Count & Compare




How many  ? \_\_\_\_\_




How many  ? \_\_\_\_\_

Tick the picture that is more.




How many  ? \_\_\_\_\_




How many  ? \_\_\_\_\_

Tick the picture that is fewer.



How many  ? \_\_\_\_\_



How many  ? \_\_\_\_\_

Tick the picture that is more.



Name \_\_\_\_\_

Date \_\_\_\_\_



# ONE MORE SHEET 5

Circle the number that is **one more** than the number of objects.



1)



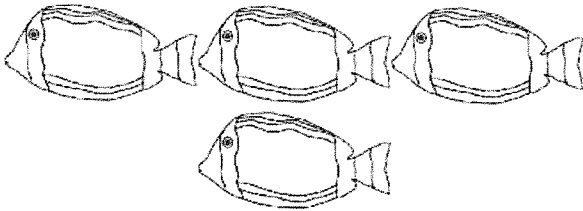
2

3

4



2)




3

5

6



3)



5

6

7



4)




2

3

1



5)



4

6

8



Free Math Sheets, Math Games and Math Help

MATH-SALAMANDERS.COM












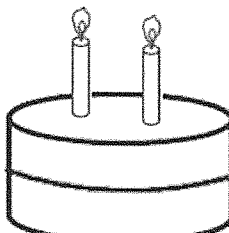


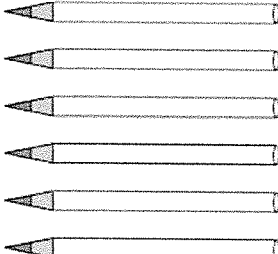


Name \_\_\_\_\_

Date \_\_\_\_\_



# ONE MORE SHEET 3

Circle the picture in each row that is **one more** than the number.

☆	1)	3			
☆	2)	1			
○	3)	4			
○	4)	2			
○	5)	5			



Free Math Sheets, Math Games and Math Help

[MATH-SALAMANDERS.COM](http://MATH-SALAMANDERS.COM)